



# Derby City Wing Riders

GWRRRA

Kentucky District

*"Friends for fun, Safety, and Knowledge"*



## Meet the Officers and Staff:

Louisville KY

Chapter Directors: **Ray and Angela Taylor**

Assistant Director:

Ride Coordinator: **Don Price**

Membership Enhancement

Coordinator: **Dean Miller**

Treasurer: **Beverly Decker-Blunk**

Newsletter Editor: **Karen Risen**

Pin and Patch Coordinator:

Shirt Coordinator: **Brenda Snook**

Couple of the Year: **Danny and Beverly**



Chapter A July 2021

Director's Track:



It is now July 2021 and we have made it thru July 4<sup>th</sup> and the Wing Ding. We will now be riding in the heat of Summer. In order to ride safely in the summer heat, it is imperative that we plan to stay hydrated with plenty of liquids and wear clothes that wick moisture away from the body and allow air flow to keep the body cool.

The most important thing is to be aware and watch for signs of heatstroke which can happen with a body temperature of 104 or higher. Heatstroke can creep up on you without realizing what is happening. The following is a list of symptoms that could indicate heatstroke:

- 1 - Altered mental state, confusion, agitation, irritability, disorientation, and delirium.
- 2 – Slurred speech and or staggering.
- 3 – Seizures and or coma.
- 4 – Alteration in sweat leading to dry skin.
- 5 – Headache.
- 6 – Dizziness and or lightheadedness.
- 7 – Nausea and or vomiting.
- 8 – Flushed or redness of skin.
- 9 – Rapid or fast breathing and Heartbeat.
- 10 – Muscle weakness and or cramps.

In order to constantly monitor our body's condition while riding in the heat, we should take more break stops during our hot day rides. In addition, you must also be aware of road conditions relative to summer heat with special attention to tar strips on the road. Tar strips can become incredibly soft and slippery. Just remember to be proactive and enjoy the ride.

If you find yourself wanting to take a ride and there is no chapter ride posted, please post that you are up for a ride and invite others to join you. You might find that others are thinking the same thing. Also Remember that we can now visit

other GWRRA Chapters and that rides to other Chapter meetings will allow us to meet other riders and also encourage other Chapter riders to visit us.

Please be careful and enjoy our fantastic sport. See you on the road.

**Ray & Angela Taylor**  
**Chapter A Directors**

**Ride Coordinator Don Price**



## **Past Rides**

Although we did not have as many rides this past month as a “Chapter group” due to weather, traveling, and well, just life in general, our members were still out riding!! Dean, Lora, and Miles rode 400miles to Natural Bridge, Daniel Boone National Forest, thru Nada Tunnel and to Butcher Holler. Looks like a great ride guys and **THAT** Tunnel Picture!!!!





## Past Rides

Tom and Marlene made a trip to Bernheim Forest to visit the Giants!




AND the WING DING 2021 took place this past month!! It was a 513mile ride one way from Louisville to attend. Kentucky was well represented and Thanks to Don Price who represented Chapter A!! Wing Ding 2022 will be held in Shreveport, Louisiana!!



## From the Editor's desk Karen Risen

July has proven to be a busy, rainy month so far and Kent and I haven't got to ride as much as we would like but we are looking forward to some upcoming events like The Blast in August and Chapter A's Niagara Falls trip in September. Even though our Chapter wasn't able to do as many organized rides this month I have enjoyed seeing everyone's pictures when they get out to enjoy the ride! Please keep them coming Chapter A members!!



## 2021 Kentucky Ride Challenge


It's time for some FUN!!! This year the District Staff is issuing a riding challenge to our members with the hope that you will get out and enjoy the beauty and wonder of our great state, and have FUN doing it!

The challenge was issued at the annual operations meeting marking the beginning of the event. Members will have until The Blast in August to complete the puzzle. This will give everyone the entire riding season to make the trip, and it may take that long for some. Although it's true that it is only a crossword puzzle, this one will not be a daily endeavor. The resident county of all Kentucky chapters each contain destination points for the puzzle clues.

Make it an individual or group ride, or even a chapter event, but don't forget your required "thumbs-up" photo. And most of all, HAVE FUN!!!!







#### Down

- 1** N37°58.267' W084°32.189'  
6th Line 4th Word
- 2** N38°12.650' W085°12.957'  
5th Line Last Word
- 3** N37°50.464' W087°35.611'  
8th Line 4th Word
- 4** N37°52.944' W087°33.462'  
1st Line 3rd Word
- 5** N38°08.126' W085°34.790'  
5th Line 3rd Word
- 6** N37°48.883' W082°48.421'  
3rd Line 1st Word

#### Down

- 7** N36°44.485' W088°38.136'  
3rd Line 3rd Word
- 13** N39°04.194' W084°52.154'  
3rd Line 4th Word
- 14** N36°44.969' W088°38.187'  
11th Line 3rd Word (front)

\* = Degrees

#### Across

- 8** N38°12.699' W085°12.784'  
5th Line 6th Word
- 9** N37°42.488' W085°52.400'  
(mkr #1912) 8th Line 6th Word
- 10** N37°41.585' W085°51.495'  
5th Line 5th Word
- 11** N37°57.048' W084°21.379'  
9th Line 3rd Word (front)
- 12** N39°00.025' W084°48.747'  
7th Line 2nd Word
- 13** N38°15.541' W085°45.310'  
5th Line 3rd Word

## Instructions

- Follow the coordinates to the destination.
- Locate the correct highway marker.
- Take a picture of your “thumbs up” in front of the sign.
- Use the text on the sign to locate the word for the puzzle.
- Repeat the above until your puzzle is finished.
- Submit your puzzle to [newsletter\\_editor@gwrraky.com](mailto:newsletter_editor@gwrraky.com)
- If your puzzle is correct your name will be placed in a drawing at the Kentucky Blast.
- If your name is chosen, you will be required to submit your “thumbs-up” photo from select a puzzle number.
- Enjoy the ride!

## Sample



Coordinates are in DMS format

Help entering coordinates in Garmin: <https://support.garmin.com/en-US/?faq=MqzJQ9sS8r7e111Ri6Zlw5>

Help entering coordinates into Imaps: <https://www.iphonefaq.org/archives/971696>

Count lines down and words across

Marker number in lower right cor-

*For more info on this challenge check the Ky District Website!!*

KY District Newsletter: <http://www.gwrraky.com/newsletters-page/>

## **FUTURE RIDES**

You can find more information for future rides on the Kentucky District's Website:

<http://www.gwrraky.com> or the Kentucky District's Facebook page: **GWRRA of Kentucky Member's Page** and on the GWRRA National website: <http://www.gwra.org>. We hope to see everyone at future events!!!

## **Kentucky Blast District Rally August 19-21**

American Legion Post 34, 725 W Broadway St  
Lawrenceburg, KY 40342

The Kentucky Blast is being held August 19<sup>th</sup>-21<sup>st</sup> in Lawrenceburg, KY. Thursday night the band, Puncheon Creek, and food trucks will be in downtown Lawrenceburg to kick off the event. Friday and Saturday will have several outdoor vendors, games, and couple of the year interviews along with local rides planned through the beautiful hills of central Kentucky. Early registration is \$25 per member and ends July 1, 2021. After July 1, registration is \$30 per member. Best Western located at 200 Plaza Drive, Lawrenceburg, KY 40342 is blocking rooms at a discounted rate for Gold Wing members. King and Double rooms are \$90.50 per night and you can reserve a room by calling (502) 839-3444. T-shirts for the event are also available for purchase. To register please visit the [gwrraky.com](http://gwrraky.com) web site and search KY blast for the Registration form. Also see the event post below from the Kentucky Living Magazine and the article and photo with Chapter G's member, Dean Hedger on his first Goldwing 1500! Hope to see everyone there!!



**Gold Wing riders group hosting music, food trucks at Lawrenceburg's Green**  
August 19, 2021 · 6:00 PM  
44 Western Avenue  
Lawrenceburg, 40342

The Gold Wing Road Riders Association of Kentucky will be holding their annual Kentucky District Blast Rally in Lawrenceburg Aug. 19-21 and they'll host a kickoff event on the opening night that is open to the public.

On Thursday, Aug. 19, at the Lawrenceburg Green, the band Puncheon Creek will be performing from 7-9 p.m. The local Chuck Diesel food truck will be set up there from 6-9 p.m., as well as the downtown ice cream shop Caroline's Creamery.

The road riders association is made up of Honda Gold Wing owners from throughout Kentucky. Their District Blast in Lawrenceburg will include members from Kentucky, as well as members of chapters from other nearby states. They will hold events for club members on Friday and Saturday at the American Legion grounds, as well as rides in and around the Lawrenceburg area.







Photo borrowed from  
GWRRA KY District  
Facebook Page.

Continued from page 27

### **Kentucky Blast District Rally, Lawrenceburg** August 19-21

[www.gwralky.com](http://www.gwralky.com)  
The green-canopied back roads of Anderson County hum with bikes in August as the Kentucky district of the Gold Wing Road Riders Association (GWRRA) hosts its Kentucky Blast District Rally in Lawrenceburg.

Leah Cridlin, who serves as state GWRRA director with her husband, Rick, says the event focuses on the association's motto: Friends, Fun and Safety.

The event kicks off on the evening of August 19 in downtown Lawrenceburg with food trucks and live music from local band Puncture Creek.

In line with the association's educational mission, the Lawrenceburg event offers seminars on motorcycle education and motorist awareness, as well as a daily ride through scenic Anderson County.

"It's a time for Gold Wing riders to come together and reunite, take some beautiful rides and participate in motorcycle training," Leah Cridlin says. "There's a bike show on Friday night, and a light parade where we ride through town and display our beautiful bikes."

Cridlin enjoys the friendships she's developed through the motorcycle community, as well as opportunities to travel across the

country and resources to continually hone skills and learn more about safety.

"Not only do you get to participate in fun, but you get educated on how to be a good motorcycle rider and co-rider, all while keeping this hobby of ours safe," she says.

All are welcome at the rally, and Cridlin says anyone interested can register and learn more at the Kentucky association website.

"We would love for people to come join us and participate in some motorcycle fun activities and be part of all the fun," she says.

### **European Riders Rally, Burkeville** September 9-12

<https://bmwmcon.clubexpress.com>  
<https://bmwmcon.clubexpress.com>

Chris Aycock started riding motorcycles as a 6-year-old. Since then, he's owned more than 30 bikes and ridden motorcycles in Europe, Asia, Australia, South America and across the United States. He's met plenty of interesting folks along the way, but he says some of the most fascinating people still wind up at an event in his own backyard—the European Riders Rally in Burkeville.

Aycock lives in Nashville, Tennessee, and he's a longtime member and past president of the BMW Club of Nashville, which hosts the European Riders Rally. The name is somewhat misleading; while European-made bikes


Discovering Lawrenceburg



GOLDWING STYLE

## **Niagara Falls Trip September 5<sup>th</sup>-September 12<sup>th</sup>**

*Join Chapter A in September for a ride to Niagara Falls!!! Plans are being finalized as we speak so stay tuned for further info about this roaring event!!*



***Watch Chapter A Derby City Wing Rider's Facebook page or check <https://chaptera.org> for weekly dinner, movie, and upcoming weekend rides!!***

***GWRRA has begun allowing Chapter Visits again! All Chapters are invited to visit and attend Chapter A's meetings the 2<sup>nd</sup> Saturday of every month at Roosters 10430 Shelbyville Rd in Louisville KY. We meet at 11am to socialize and lunch at Noon. Hope to see you there!!***



## Chapter A Monthly Meet!!

2nd Saturday every Month Roosters 10430

Shelbyville Rd Louisville, KY 40223

11am Meeting begins at Noon.



**Chapter A met on Saturday July 10th.** Don Price led the meeting due to our Director being out of town. Great job Don for sitting in!! There were approximately 16 people in attendance. Also, Chapter G was in da house!!! A special thanks to Chapter G for making the ride on bikes, sitting in traffic, and braving the rainy weather on Saturday to attend! You guys ROCK!!

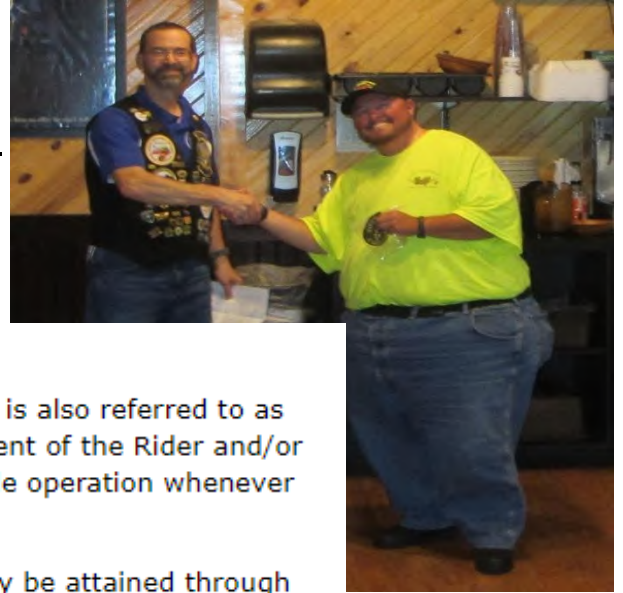


Dean had the winning ticket for the Chip game but did not draw the winning chip and Jose won a door prize wrapped in the stylish Kroger bag *again*!!



## **News and Announcements and Awards:**

**Rick Artmayer presented Miles Justice with his Level I Safety Patch at The July Meeting. Congratulations Miles for your commitment to Ride Safe!!**



### **Level I: Safety by Commitment - The first big step to success**



Level I of the Rider Education Program is also referred to as Safe Miles. It represents the commitment of the Rider and/or the Co-Rider to practice safe motorcycle operation whenever they operate their motorcycle.

Safety is a state of mind which can only be attained through total commitment. Every successful accomplishment begins with a commitment to reach the intended objective. This is true of the Rider Education Program and includes a promise to learn for the sake of Rider, Co-Rider, friends and family, and others on the road.

Though there is no mileage requirement to enter Level I, the commitment to safe riding is tracked by the number of accident free miles since joining GWRRA. Accident free miles are accumulated in 5,000 mile increments and may be updated at yearly intervals. Requirement: Verbal commitment to ride safely at all times. No cost to sign up. Patches available at \$6.00 per participant Receive: "Safe Miles" patch, Rider (or Co-rider) Rocker, and mileage pin.

**Also Congratulations to our Ride Coordinator Don Price for renewing his Road captain status!!**

As you will recall the **GWRRA Road Captain** seminar provides the basic information that should be covered before every group ride. Attendees are certified as Road Captains after completing the classroom portion a written test, and an observed ride. The objective of the Road Captain Course is to provide Members with education and information that will enable them to be better prepared and equipped to lead safe Team Rides.

**District Rider Education Director** Rider Education Report by **Richard Artmayer, KY District Educator**



GWRRA has been promoting motorcycle safety since it was established in 1977. The Rider Education program is designed to encourage and reward safe riding through training and practice. It is open to both the rider and the co-rider. Detailed in a 110-page manual, this program is structured into four levels and includes recognition for the number of safe miles each member travels. Additionally, the Rider Education program



also recognizes the total number of miles a member has ridden on any motorcycle during his or her lifetime. This month I would like to write about the Safe Miles and the High Miles programs.



Safe Miles is a part of the Rider Education Levels Program. Safe Miles is defined as the number of accident-free miles driven on your motorcycle since joining the association. It is a means of tracking the number of safe, accident-free miles that have been ridden while in GWRRA. Miles accumulated prior to becoming a member are not eligible under Safe Miles. If/when an accident occurs, the participant in the Safe Miles Program reverts to 0 Safe Miles. An accident is defined as any incident that results in reportable property damage or personal injury during the operation or use of a motorcycle. Reportable includes, but is not limited to, any law enforcement accident report or insurance claim that was filed because of the incident. Application for Safe Miles is accomplished by submitting the N.10 Form. The Safe Miles Pins are available in 5,000-mile increments through the completion of 95,000 miles. For each 100,000 safe miles increment, a rocker patch is available. The pin and the patch, either in full color or black and gold, are \$2.00 each.

The High Mileage Program is separate from and not a part of the Rider Education Levels Program, but it is administered by the District Educator. This program is provided for those who wish to display their total mileage ridden on all motorcycles. All Members may participate in this program, and do not need to be enrolled in the Levels Program. The mileage applied for includes all miles ridden on any brand of motorcycle, both prior to and after becoming a GWRRA Member. Accidents do not affect these miles. The minimum required mileage is 50,000 miles. Initially, with the first 50,000 miles, the applicant will receive a High Mileage Pin and a 50,000 Mile Hanger Bar. Additional Mileage Bars are available thereafter in 50,000 - mile increments as additional miles are accumulated. The cost of participation in the High Mileage Program is \$5.00 for the first 50,000 miles (includes the head pin and first hanger bar) and \$2.00 for each additional 50,000-mile hanger bar. Applications for participation in the High Mileage Program are done using the N.7 Form. Updates to High Mileage uses the N.10 Form.

Traveling safely is something to be proud of, as it takes dedication and skill to stay accident-free. Why not display your skill on your vest for everyone to see? Your District Educator will gladly help you acquire your mileage pins and patches.

## **T-CLOCS FORM:**

*With all this talk about Safety, Chapter Member Jose Zellers submitted a T-Clocs form for the Newsletter. T-CLOCS is a procedure that is used by the Motorcycle Safety Foundation (MSF) and covers your bike's Tires, Controls, Lights, Oil, Chassis, Stands and more. It is a seasonal checklist for your toolbox or garage before you ride. I posted it on the next page and it would be easy to print out and keep your bike in ride ready condition. Thanks Jose!!*

# T-CLOCS<sup>SM</sup> Inspection Checklist



T-CLOCS ITEM	WHAT TO CHECK	WHAT TO LOOK FOR	CHECK-OFF	
<b>T-TIRES &amp; WHEELS</b>				
Tires	Condition	Tread depth, wear, weathering, evenly seated, bulges, embedded objects.	Front	Rear
	Air Pressure	Check when cold, adjust to load.	Front	Rear
Wheels	Spokes	Bent, broken, missing, tension, check at top of wheel: "ring" = OK — "thud" = loose spoke.	Front	Rear
	Cast	Cracks, dents.	Front	Rear
	Rims	Out of round/true = 5mm. Spin wheel, index against stationary pointer.	Front	Rear
	Bearings	Grab top and bottom of tire and flex: No freeplay (click) between hub and axle, no growl when spinning.	Front	Rear
	Seals	Cracked, cut or torn, excessive grease on outside, reddish-brown around outside.	Front	Rear
Brakes	Function	Each brake alone keeps bike from rolling.	Front	Rear
	Condition	Check pads and discs for wear.	Front	Rear
<b>C-CONTROLS</b>				
Handlebars	Condition	Bars are straight, turn freely, handgrips and bar ends are secure.		
Levers and Pedal	Condition	Broken, bent, cracked, mounts tight, ball ends on handlebar levers, proper adjustment.		
	Pivots	Lubricated.		
Cables	Condition	Fraying, kinks, lubrication: ends and interior.		
	Routing	No interference or pulling at steering head, suspension, no sharp angles, wire supports in place.		
Hoses	Condition	Cuts, cracks, leaks, bulges, chafing, deterioration.		
	Routing	No interference or pulling at steering head, suspension, no sharp angles, hose supports in place.		
Throttle	Operation	Moves freely, snaps closed, no revving when handlebars are turned.		
<b>L-LIGHTS &amp; ELECTRICS</b>				
Battery	Condition	Terminals; clean and tight, electrolyte level, held down securely.		
	Vent Tube	Not kinked, routed properly, not plugged.		
Headlamp	Condition	Cracks, reflector, mounting and adjustment system.		
	Aim	Height and right/left.		
Tail lamp/brake lamp	Condition	Cracks, clean and tight.		
	Operation	Activates upon front brake/rear brake application.		
Turn signals	Operation	Flashes correctly.	Front left Rear left	Front right Rear right
Switches	Operation	All switches function correctly: engine cut-off, hi/low beam, turn signal.		
Mirrors	Condition	Cracks, clean, tight mounts and swivel joints.		
	Aim	Adjust when seated on bike.		
<b>WHAT TO CHECK</b>		<b>WHAT TO LOOK FOR</b>	<b>CHECK-OFF</b>	
<b>FLUIDS</b>				
Engine Oil	Check warm on center stand on level ground, dipstick, sight glass.			
Gear Oil, Shaft Drive	Transmission, rear drive, shaft.			
Hydraulic Fluid	Brakes, clutch, reservoir or sight glass.			
Coolant	Reservoir and/or coolant recovery tank — check only when cool.			
Fuel	Tank or gauge.			
Engine Oil	Gaskets, housings, seals.			
Gear Oil, Shaft Drive	Gaskets, seals, breathers.			
Hydraulic Fluid	Hoses, master cylinders, calipers.			
Coolant	Radiator, hoses, tanks, fittings, pipes.			
Fuel	Lines, fuel valve, carbs.			
Condition	Cracks at gussets, accessory mounts, look for paint lifting.			
Steering-Head Bearings	No detent or tight spots through full travel, raise front wheel, check for play by pulling/pushing forks.			
Swingarm Bushings	Raise rear wheel, check for play by pushing/pulling swingarm.			
Front Forks	Smooth travel, equal air pressure/damping, anti-dive settings.		Left	Right
Rear Shock(s)	Smooth travel, equal pre-load/air pressure/damping settings, linkage moves freely and is lubricated.		Left	Right
Tension	Check at tightest point.			
Lubrication	Side plates when hot. Note: do not lubricate belts.			
Sprockets	Teeth not hooked, securely mounted			
Threaded	Tight, missing bolts, nuts.			
Clips & Cotter Pins	Broken, missing.			
Condition	Cracks, bent.			
Retention	Springs in place, tension to hold position.			
Condition	Cracks, bent (safety cut-out switch or pad equipped).			
Retention	Springs in place, tension to hold position.			



## Chapter A's Couple of the Year: Danny Drane & Beverly Decker-Blunk

Good day friends,

There has been some good riding weather of late, but we have not been able to do much. With aging comes things that just make even a good riding day a day to take it easy. Having said this let's ride. I was waiting this out to have published due to a ride I have a lead on for September. Exotic Feline Rescue Center is in Centre Pointe, IN. They are a permanent safe home for displaced big cats. The stories of some of these cats will make you sick, mad, and grateful for a place to home them for life. In my past life, I volunteered there for a couple of years. This was before some events happened that restricted them some, but the experience is awesome. This ride raises funds for the center and is a great day long ride. I will let you all know thru the Facebook page when this happens and the particulars.



Some shots from the past of Exotic Feline, I have a few thousand! The cougar is Autumn, she is now deceased, but she was my favorite.



### Welcome Member Couples!

Step forward to your next wonderful adventure! We have everything you need to help you get started on your journey in the GWRRA Couple of the Year Program. Being a part of this long-standing GWRRA tradition brings a lifetime of rewards. You are all part of a calling that is representative of the very best that GWRRA has to offer.

This program offers you a unique opportunity to get to know people from all walks of life and geographical locations, and to develop friendships that last a lifetime. As you expand your horizons, you will feel a strong sense of community with the GWRRA organization that is priceless in value.

What sets a Couple of the Year apart? To be selected as the Chapter Couple of the Year, you have already demonstrated your interest and enthusiasm for your fellow Chapter members. Not only have you shown that you are a team player, but you have also given selflessly of your time and attention. You are already a role model within your Chapter. And as a result, you have been honored with the distinguished title of Chapter Couple of the Year.



**Bob & Karla Greer**  
**Couple of the Year Program Directors**

Email: robertbgreer1@att.net  
Phone: (770) 473-1316

## KY District Pins n' Patches

**John Keiter**



### **Summer Greetings!**

Time for Wing Ding and a lot of other summer rides; are you and your bike ready?

I am always just a call/text/email away if you find yourself in need of anything.

Do not forget your hearing protection when you go riding; it'll be too late if you wait!

Summer is a grand time to be out and about; just ride safe.

*John & Karen Kelter  
Pins-n-Patches*

**July Chip Game Winner:** Dean drew the chip, but no did not win at this time. \$240.00 up for grabs next month.

**July 50/50 Winners:** Rick from Chapter G won \$15.00 and Dean from our Chapter also won \$15.00. Thanks to all who played!!

### **Chapter A Birthdays:**

June 1	Brent Casey
June 30	Lora Miller
July 14	Butch Kuchenbrod
July 16	Brenda Snook
August 18	Janet Price

## **Happy Birthday!**



### **Chapter A Anniversaries:**

**June 13 Dean and Lora Miller**





## Chapter A's Membership Enhancement Dean Miller

A big shout out to GWRRA of KY and their KY Crosswords Puzzle Challenge.

Miles, Lora and I have ridden over 1200 miles throughout the state (not including ride-in event) and have discovered some amazing places and met wonderful people along the way!!





## Kentucky District Contacts:

District Directors	Rick and Leah Cridlin	<a href="mailto:KYDistrictGWRRA@gmail.com">KYDistrictGWRRA@gmail.com</a>
District Educator	Rick Artmayer	<a href="mailto:ky.de.educator@gmail.com">ky.de.educator@gmail.com</a>
District MEPC	Dave and Roxie Wilkinson	<a href="mailto:mepc@gwrraky.com">mepc@gwrraky.com</a>
2020 Couple of the Year	Dave and Roxie Wilkinson	<a href="mailto:coy@gwrraky.com">coy@gwrraky.com</a>
District Treasurer	Luanne and Jerry Williams	<a href="mailto:treasurer@gwrraky.com">treasurer@gwrraky.com</a>
District Ride Coordinators	Dan and Rita Bondurant	<a href="mailto:ride_coordinator@gwrraky.com">ride_coordinator@gwrraky.com</a>
District Vendor Coordinators	Ray and Kathy Conrad	<a href="mailto:rconrad@wkybb.net">rconrad@wkybb.net</a>
District Webmaster	Roger Early	<a href="mailto:webmaster@gwrraky.com">webmaster@gwrraky.com</a>
District Pins & Patches	John Keiter	<a href="mailto:jbkeiter@gmail.com">jbkeiter@gmail.com</a>
District Newsletter	Donita Nardi	<a href="mailto:newsletter_editor@gwrraky.com">newsletter_editor@gwrraky.com</a>



## RALLY EVENTS

DATE/TIME	EVENT
08/13/2021 - 08/15/2021 12:00 pm - 9:00 am	Idaho District Rally - Hot August Nights KOA, Kamiah ID
08/19/2021 - 08/22/2021 All Day	NEW YORK DISTRICT RALLY, Cruisin' at Hope Lake Lodge Hope Lake Lodge, Cortland New York

## RIDES

DATE/TIME	EVENT
07/17/2021 - 07/18/2021 5:00 pm - 9:00 am	Idaho District Ride In Challis Hot Springs, Challis ID

## RIDER EDUCATION EVENTS

DATE/TIME	EVENT
07/24/2021 9:00 am - 1:00 pm	MI DISTRICT ADVANCED RIDER COURSE RANGE ONLY GRAYLING HIGH SCHOOL, GRAYLING MI
07/24/2021 9:00 am - 1:00 pm	MI DISTRICT TRIKE COURSE RANGE ONLY GRAYLING HIGH SCHOOL, GRAYLING MI
07/25/2021 2:00 pm - 3:30 pm	North Carolina District Co-Rider Seminar Golden Corral, Sanford South Carolina
08/14/2021 8:30 am - 5:00 pm	MI DISTRICT TRIKE COURSE Lake State Superior University, Sault Ste. Marie MI
08/14/2021 9:30 am - 12:00 pm	Idaho District ~ Road Captain Course Kamiah Clearwater River KOA, Kamiah Idaho



## Upcoming GWRRA Chapter Events:

**Wings Over the Smokies®**  
37th  
*Family Reunion - Back Together Again*  
**September 2 - 4, 2021**

Entertainment      Guided Tours  
Games      Training

**SMOKY MOUNTAIN  
EVENT CENTER**  
755 GRABTREE RD,  
WAYNESVILLE, NC 28785

Let yourself go and experience the FUN in the NC Mountains

**Grand Prize  
\$10,000**

PLEASE VISIT OUR WEBSITE AT  
<http://www.gwrranc.org>  
FOR UPDATED INFORMATION AS IT IS FINALIZED.

FOR WOTS RALLY INFORMATION CONTACT:  
GLENN & JOY KENNEDY - DISTRICT DIRECTORS  
[districtdirector@gwrranc.org](mailto:districtdirector@gwrranc.org)

FOR WOTS VENDOR INFORMATION CONTACT:  
DIANA TEMPLE - VENDOR COORDINATOR  
[dianatemple21@gmail.com](mailto:dianatemple21@gmail.com)

Grand Prize  
Dunlap  
E4  
Tires

Scenic Surroundings

ST. FRANCISVILLE, LA  
ca 1807

**RIDES**  
3 Days  
Of Guided  
Riding

**RIDES**  
Visit Actual  
Locations Where  
Easy Rider  
Was Filmed

**LOUISIANA**

**RIDE IN**

November 11th, 12th & 13th  
**Ride GREAT Louisiana Backroads**  
**Bonus Ride Sunday November 14th**  
Host Hotel: The Lodge At The Bluffs  
Address: 5903A Magnolia Lane  
St Francisville, Louisiana 70775  
225-634-5222 ask for GWRRA Rate  
Special Rate 3 night Min \$317  
Additional nights \$99 per Night  
Book Through The Hotel Only

Visit  
Plantation  
Homes

Gumbo  
Cook  
Off  
Included  
With  
Registration

Visit The  
Museum  
At  
Angola  
Penitentiary



**2021 WEST VIRGINIA  
GWRRA DISTRICT  
TOURING WEEKEND**

July 15, 16 and 17, 2021  
Summersville, West Virginia  
Quality Inn

GUIDED RIDES – 3 DIFFERENT RIDING STYLES EACH DAY (FRIDAY AND SATURDAY)  
50/25/15  
GAMES  
MOUNTAIN MAN  
CRAFT - MASKS  
(3) THIRTY-ONE BAGS WITH GOODIES – CARD SALES  
PIZZA PARTY (THURSDAY EVENING)  
"FREE" PARTY WITH ICE CREAM AND MUSIC PROVIDED BY THE CITY, WITH BIKE  
SHOW (PEOPLES CHOICE) AND LIGHT SHOW (FRIDAY)  
MARDI GRAS, MASKS MURDER MYSTERY (SATURDAY)  
MEMORIAL CEREMONY (SATURDAY EVENING)  
BRING A LAWN CHAIR AS MOST IF NOT ALL ACTIVITIES WILL BE OUTSIDE

**LIABILITY RELEASE**  
We agree to hold harmless GWRRA, the co-sponsoring organization, and any property owners for any loss  
or injury to self or property by any reason by participating in this rally.

Rider \_\_\_\_\_  
Co-Rider \_\_\_\_\_

Please Send Check or Money Order Payable To:  
**WV GWRRA**  
ATTENTION: TRE FORM TO:  
Bruce and Terri Stanley  
251 Greenbrier Avenue  
Williamstown, WV 26187



KY District Newsletter: <http://www.gwrraky.com/newsletters-page/>  
GWRRA's National Newsletter: <http://www.gwra.org/enewsletters.html>





GWRRA University – Updated: 6/9/2021

## Training Workshops

You are here: [GWRRA University - Updated: 6/9/2021](#) > [About Us](#) > [Training Workshops](#)

The Training curriculum focuses on all aspects of GWRRA while understanding that knowledge is an enabler of those skills. Though some of the training deals specifically with skills needed in a GWRRA leadership position, other training deals with Life and Riding topics that will enhance the member's life both within and outside of GWRRA. In general, our training is designed to reach visual, verbal, and hands on learners; our goal is "something for everyone". It is the intent of the University to deliver training in a professional manner and to make certain that training is a fun learning experience for all participants.

### The Horizon Program:

The Horizon Program is a fast track "hands on" training of practical applications, and an excellent class for all Members. Horizon is also a great class to learn more about teamwork, self-awareness, interpersonal communication, and building better Chapters. Members learn about how to have FUN in GWRRA in a challenging day workshop with lots of surprises. It is an interactive one day program – the more everyone participates, the more everyone learns!

### Instructor Training and Certification Program:

The Instructor Training and Certification Program or better known as "ITCP" is a program in University Curriculum that is an in-depth training workshop with "hands on" training and coaching for Members who wish to become Certified Instructors of modules in the GWRRA University. The ITCP is a one day fast paced interactive workshop which gives candidates the knowledge, skills and ability to be Certified Instructors.

### Lead Like You Ride:

Lead Like You Ride or better known as "LLYR" is a program in the University Curriculum not to teach leadership but give a new way to look at it. During the one day workshop the participants will make connections; new connections between what they know and what they don't know. They will acquire universal principles to use everywhere while having FUN and interacting with everyone in attendance.

### GWRRA 101:

This 9 section one day workshop presents for discussion the functions, programs, structure, policies and procedures of GWRRA. The workshop's target audiences are Team Members, both new and established, and any Member who has an interest in knowing more about Gold Wing Road Riders Association. The sections include activities, small break out groups and interaction from the participants.

# Get on the Level

## **GWRRA Level System**

Basically there are four levels:

1. Safety by Commitment
2. Safety by Education
3. Safety by Preparedness
4. Safety by Enhanced Commitment and Preparedness

## **Gold Wing Road Riders Association**

Rider Education Levels Program

**"THE BUILDING BLOCKS OF RIDER EDUCATION"**

Each level requires that you are a member of the GWRRA and you have completed the previous level. The rider and co-rider requirements for each level are as follows:

### **Level 1: Safety By Commitment**

#### Rider and Co-Rider requirements:

- The expressed commitment of the Rider or Co-Rider to strive for and practice safe riding.

### **Level 2: Safety By Education**

#### Rider requirements:

- Have 5,000 safe miles.
- Have a current motorcycle license.
- Have completed an approved on-bike Rider course within the past three years.

#### Co-Rider requirements:

- Have 5,000 safe miles.
- Have completed an approved Two-Up Rider course or GWRRA Co-Rider seminar within the past three years.

### **Level 3: Safety By Preparedness**

#### Rider requirements:

- Completed a formal approved on-bike Rider Course within the past three years.
- Maintain current First Aid, CPR **or** MEDIC First Aid certifications.
- Carry a First Aid kit on the motorcycle.

#### Co-Rider requirements:

- Completed an approved Two-Up Rider course or GWRRA Co-Rider seminar within the past three years (a sanctioned PLP is not allowed to be used for this Level).
- Maintain current First Aid **or** CPR **or** MEDIC First Aid certifications.

### **Level 4: Safety By Commitment and Preparedness**

#### Rider requirements:

- Have been current in Level III for at least one full year.
- Have ridden a minimum of 25,000 safe miles.
- Be current in both First Aid **and** CPR certifications.
- Wear proper riding apparel at all times while riding.
  - *Proper riding apparel, a.k.a.: proper riding "gear" will include, at a minimum, a DOT (FMVSS 218)/Snell (M2010) / ECE 22.05 approved helmet (approved standard applicable to the local area), eye protection, long sleeved jacket/shirt (no "riding pull on/off sleeves"), long legged sturdy pants, full fingered gloves and over the ankle footwear. Some have coined the acronym ATGATT standing for All the Gear, All the Time.*

#### Co-Rider requirements:

- Have been current in Level III for at least one full year.
- Have ridden a minimum of 25,000 safe miles.
- Be current in both First Aid **and** CPR certifications.
- Wear proper riding apparel at all times while riding (see definition in the Rider section above).





# GWRRA



## Membership Enhancement

### Here's The Scoop:



**JUNE 2021**

**FUN CHALLENGES FROM OUR GWRRA MEMBERS**

#### **IDAHO DISTRICT**

##### **ICE CREAM TRAIL RIDE**

Visit at least 4 different locations on the Ice Cream Trail and you will earn a chance at \$25. Complete more trail rides (by visiting 4 additional different locations) to earn additional entries for the \$25 prize. (total locations is 32 so maximum entries is 8 + 1 additional entry for completing the whole trail). If any location is closed due to COVID, just pick a different ice cream location near there as an alternative. Take a selfie with your ice cream and the sign for the location and complete the following entry form. A treat such as ice cream must be consumed at each location. Locations do not need to be visited all in one day. Choose your own start time and end time and how winners will be announced.

Name \_\_\_\_\_ GWRRA Member # \_\_\_\_\_

Mailing Address for pin \_\_\_\_\_

Name/City of Locations visited: \_\_\_\_\_

2. \_\_\_\_\_

3. \_\_\_\_\_

4. \_\_\_\_\_

\_\_\_\_ (Use a separate form/email/text for each trail ride/entry to send along with selfie's)

# ALABAMA DISTRICT MOTORCYCLE Game.

## RULES ARE:

GWRRA Members can play;

" Must have a different state in Each box with the Month that you saw it (# format)."

"Example--"Ga. HD heritage-M6" or "FL. Honda GW M5"(M=month number)

Get your family and kids to help.

That way everyone can look for different motorcycles.

When finished with your game sheets--give it to your Chapter Director and they will either email or mail them all to DD - completed sheets.

Don't forget to write your NAME, Chapter affiliation and Phone Number.

On the sheets it says 1st one done wins--BUT not true in this game!







This game begins as soon as you get it and ends when Districts decide. So you all have plenty of time to complete it. Prizes to be determined by District.

HAVE FUN Start Seeing motorcycles.

***FILL OUT THE GAMEBOARD BY SEEING HOW MANY MOTORCYCLE TYPES YOU CAN FIND!***

*FILL OUT THE STATE ABBREVIATION IN THE BOX THAT GOES WITH THE TYPE OF MOTORCYCLE YOU SAW.*

*FIRST PERSON TO FILL OUT AN ENTIRE ROW WINS!*

 CRUISER									
 SPORT									
 TOURING									
 STANDARD									
 DUAL-PURPOSE									
 DIRT BIKE									



***GWRRA's National Newsletter:***  
<http://www.gwra.org/enewsletters.html>



**RIDE SAFE!**



**EDUCATION** – There are classes available for both new and advanced riders. Many insurance companies reward riders for taking classes by discounting the cost of insurance. Some associations, like the Gold Wing Road Riders Association, provide their members with riding classes, practice sessions, and seminars.

**GOLD WING ROAD RIDERS ASSOCIATION—**  
**Membership is open to riders of all motorcycles.**  
 Certified instructors provide training for riders and passengers. No cost seminars are available for group and team riding, Road Captain, and many more. Contact GWRRA for more information.

**PLEASE RIDE RESPONSIBLY**



**SPONSORED BY**  
**MEMBERS OF THE GOLD WING**  
**ROAD RIDERS ASSOCIATION**

**MOTORIST AWARENESS**

**GOLD WING ROAD RIDERS ASSOCIATION**  
 21423 North 11th Ave, Phoenix, AZ 85027  
 623.581.2500 / 800.843.9460  
[www.GWRRA.com](http://www.GWRRA.com)

**SELF DEFENSE FOR RIDERS**



**RIDERS ARE DYING TO BE SEEN**

Here are some ways to increase your safety & visibility while on the road

## GWRRA National Contacts

Name	Position	Email
Jere and Sherry Goodman	Directors of GWRRA	JereGood@aol.com
Bob and Nan Shrader	Director's Assistant	floridadd@msn.com
Tom and Renee Wasluck	Director's Assistant	tom.renee11@gmail.com
John & Shawn Irons	Director's Assistant	ironslane3414@gmail.com
Kevin Bramhoff & Karin Young	Director's Assistant	director@gwrra-nwc.com
Frank and Sharon Jackson	Director's Assistant	frankj64155@yahoo.com
Lorrie Thomas and Dan Clark	Director of the University	lorriemthomas@aol.com
Dan and Mary Costello	Directors of Membership Enhancement	mep.director.gwrra@gmail.com
James & Freida Clayson	Directors of Motorist Awareness	james.clayson@gmail.com
Randall and Janet Drake	Director of Finance	financedirector@gwrra.org
Susan & George Huttman	Directors of Rider Ed	director-re@gwrra.org
Allesandro Boveri & Mariarosa Bruzzone	Directors Overseas	alboveri@gmail.com



## Area Chapter meetings in the Bluegrass State

### Chapter A



Louisville KY  
40223

2<sup>nd</sup> Saturday of the month @ Roosters 10430 Shelbyville Rd  
11:00am Lunch. Meeting begins at Noon

### Chapter C



Lexington KY  
40503

3<sup>rd</sup> Saturday of the month @ Roosters 124 Marketplace Dr  
11:00am Lunch. Meeting begins at Noon

### Chapter G



Florence KY  
41042

2<sup>nd</sup> Tuesday of the month @ American Legion Post 4  
8385 US Hwy42 6:00pm Dinner. Meeting begins at 7:00pm

### Chapter H



Shelbyville KY  
40065

1<sup>st</sup> Friday of the month @ UK Extension Office 1117 Frankfort Rd  
6:30pm Social Time. Meeting begins at 7:00pm

### Chapter K



Henderson KY

3<sup>rd</sup> Sunday of the Month @ Shoney's 2452 US 41 North  
Lunch at Noon. Meeting begins 1pm

### Chapter S



Elizabethtown KY

2<sup>nd</sup> Sunday of the month @ Shoney's 1046 Executive Dr  
4:00pm Dinner. Meeting begins at 5:00pm

### Chapter T



Paintsville, KY

3<sup>rd</sup> Saturday of the month @ Carriage House Ramada Inn  
624 James S Trimble Blvd Meeting begins @ 6:00pm

### Chapter Y



Mayfield, KY  
42066

1<sup>st</sup> Thursday @ Majestic Family Restaurant 700 S. 6th St.  
6pm Dinner. Meeting begins at 7:00pm