




# Derby City Wing Riders

GWRA

Kentucky District

*"Friends for fun, Safety, and Knowledge"*



## Meet the Officers and Staff:



Chapter Directors: **Ray and Angela Taylor**

Assistant Directors: **Tom and Marlene White**

Ride Coordinator: **Don Price**

Webmaster\Assistant Ride Coordinator: **Kent Risen**

Membership Enhancement Coordinator: **Dean Miller**

Treasurer: **Beverly Decker-Blunk**

Newsletter Editor: **Karen Risen**

Pin and Patch Coordinator: **Miles Finley Justice**

Shirt Coordinator: **Brenda Snook**

Couple of the Year: **Kent and Karen Risen**

Individual of the Year: **Miles Finley Justice**

**Louisville KY**

**Chapter A**

**June 2022**



## Director's Track

**Ray & Angela Taylor** **Chapter Directors**

Just about the best that you can do for enjoyment these days, is to go for a long ride on a motorcycle. The feeling of being out on the open road with the wind blowing softly past you without being encased in metal & plastic such as in an automobile can only be accomplished by riding a Motorcycle. If you want the ultimate pleasure, take a ride with a group. You will be able to see the enjoyment of all participants by the very large smile that they are wearing.

When all is considered, Motorcycle riding is just about the most fun that you can get for the buck. Although looking back a year or so and seeing the price on the gas pump today, it does tend to weaken the smile a bit. I often think of people who are paying the high price for gas and not getting the enjoyment out of the purchase, they should try taking a spin on a motorcycle. This could ease the pain.

Another way to enjoy motorcycle riding and enjoy the friendship and social aspects are to join a group with local chapters. The GWRRA (Goldwing Road Riders Association) does not require you to ride or own a Goldwing. You can become a member no matter what motorcycle you ride. The best thing about GWRRA membership in my opinion is the insurance and road service that is available. For me, it was a better program and less expensive than the AAA program that I previously had.

We would love to have all riders join us for one of our monthly meetings and follow up with a ride with us. A lot of members have joined us because they say that we are a fun group and that is what we strive to do is HAVE FUN. Our ride coordinator Don Price has rides scheduled for almost every weekend, weather permitting. This allows for riding that should meet everyone's schedule. Good fun-loving people make for a FUN-LOVING CHAPTER, and we trust that once you visit us, you will want to visit us quite often. Members, please remember to invite your friends to join us on our next ride or meeting!

Please ride safe and we will see you out on the open road soon.

## **Assistant Chapter Directors Tom and Marlene White**



### **Ride Sharing - Life Sharing**

Riding motorcycles is fun! So many people state that the feeling of freedom they get and the exhilaration that comes from riding a motorcycle is why they ride. Just like them, I like to ride also. I have been riding some sort of motorcycle since before I became a teenager. Like so many riders I graduated from a minibike to a trail bike, to a motocross bike, to a small street bike, and gradually made my way to a cruiser/touring bike. One thing remained consistent during that time..... for me it was much more fun riding with someone else than riding alone. While riding alone is preferable to not riding at all, having someone to ride with makes the trip so much more enjoyable. It is

fun being able to talk to someone along the ride, pointing out eye-capturing scenes, talking about other things we are seeing along the roadside, or maybe what we are going to be doing up ahead. Marlene and I have so much fun when we are riding our motorcycle by just talking along the way and also talking to and listening to others we may be riding with. Riding with a group is such fun. When riding with Chapter "A" there never seems to be a dull moment.

If you are a single rider (without a co-rider that is) then riding in a group is a great way to share the ride with others and have a great time while riding. Stopping along the way is always fun, even when it is just for a break and to get gas. Some of our favorite riding times are when we are riding with Louisville Chapter "A", and we stop to eat. The conversation at the table is such fun. We share about what has happened along the way, and often we begin to talk about future rides and what we could do, and where we could go. Group riding is contagious. Once you begin to make friends with a group of riders you cannot help but to want to make plans for future rides together. As you fulfill these plans and spend time together you begin to share a part of yourself with others and before long friendships blossom and relationships strengthen. This is just how it is with Louisville Chapter "A". We are growing and having a fantastic time together.

It does not matter to us what kind of bike you ride. We would love for you to come check us out. Come to a meeting or on one of our day rides. One thing is for sure, if you come on a ride with us you are going to have fun! Check us out on the web or on Facebook for more details. You can find the links elsewhere in this newsletter.

Come and become a part of our riding family







## Ride Coordinator     Don Price

### GL1800 DASH GPS MOUNT



From the time I had my Can Am Spyder RT with the dash ram mounts available for mounting my Garmin Zumo XT GPS I've been in search of a way to mount my GPS on my 2012 Goldwing. And I finally found a way. Hope you like the solution I came up with.



If you want to have your Garmin mounted directly in front of you so you don't have to look away then follow along to see how I accomplished this.

There are two ways to do this:

Option 1 with back plate

Option 2 without back plate



You need to purchase this ram mount which you can find on Amazon for \$24.49 w/prime delivery. It's called RAM Mounts Offset Reservoir Cover Ball Base RAM-B-346U with B Size 1" Ball. This same mount is used for Option 1 and Option 2 installation.



Measure the depth of the top of your dash back to the clear plastic speedometer cover. Make sure the cardboard is about one inch deeper than your measurement. Then, take a pencil and trace the curvature of your dash onto the cardboard. Cut out the curvature with scissors.





I wasn't sure how thick or strong the plastic would be under the dash, so I decided to have this back plate behind the ram mount to ensure I distributed any vibration from the GPS. I was able to purchase a 6" X 18" piece of aluminum for about \$2.50. I laid my cardboard template over the aluminum and traced it out and then cut it down to allow about 2" past the size of the bracket. The depth was less than the size of my cardboard template as it only needed to be a little deeper than the ram mount. I then rounded out all my edges. After installing this with the double-sided 3M tape and mounting this with 5 screws I feel comfortable the plastic is strong enough to not need the back plate (option 2). If I were doing a second installation, I wouldn't use the backplate. The choice is yours whether to use it or not. I laid the ram mount on the back plate and marked the 5 holes I wanted to predrill for the bracket and 2 on each end for the back plate.



This is the brand of 3M tape I purchased in the paint department of Lowes. It is 1" X 400". It is Indoor and Outdoor Extreme tape. I wanted to make sure I had plenty of 3M tape for future use. I think the GPS may weigh a pound so I'm pretty sure this 30lb capacity tape will handle any vibration that may come from the road.

I put this tape on the back of the back plate and the back of the ram mount when I mounted it to the backplate. Some of you are thinking I had some overkill, and I probably did. I just wanted to make sure for a first install this didn't fall in my lap doing 70mph on the highway.



After putting the 3M tape on the ram mount and attaching it to the backplate I put my screws in and pre-tapped the tape so I wouldn't have any problems later since I would be working in an upside-down position under the dash.

I decided not to pre-tap the plastic under the dash with a drill. I wanted the screws to get the best bite possible. I also purchased black headed 8 X 3/4 stainless steel screws. You might get by with 8 X 1/2 screws without the back plate. I did 8 X 3/4 since I had 2 different pieces of 3M tape along with the mount and backplate.





I marked the center of my dash with a pencil so I would know exactly where to line up the ram mount ball head when mounting. You will be holding the ram ball against the dash and rolling the backplate or ram mount up under the dash.

I did a dry run a couple of times to make sure I rolled it correctly and that it looked right before I removed the protective cover of the 3M tape. Once you roll the 3M tape under, you are NOT getting it off without a lot of work.



This is how I was able to get under the dash and screw in the screws.



This is how the mount and backplate look after install. If you decide on Option 2 for install you can see how minimal the ram mount will look without the backplate.



I ran the power cord along the left speaker and was able to feed the rest behind the left side mirror and splice into the accessory power feed under the left side panel box.

Mike Sanders told me next time I take the speaker dash panel off I can feed the power behind the speakers and there is a big enough hole that I can feed the wire and Garmin power box into the accessory wiring without going through the side mirror.

As you can see the GPS is in your natural line of vision as you look down the road ahead!




## **Assistant Ride Coordinator    Kent Risen**



Article submitted under “Garage Talk”





# **Membership Enhancement**

**Dean Miller**



I consider myself to be somewhat competitive, I'm always up for a challenge, and I definitely love to have fun. When last year's District "Crossroads" puzzle was presented to Kentucky Chapter members I thought it was a great idea, so I set my eyes on the prize. Not knowing what to expect I joined up with my buddy, Miles, in search of the ever-elusive historic markers needed to complete that first puzzle. As I was wondering exactly how this puzzle would all come together there were, of course, a few stumbles and roadblocks along the way like learning to work my new GPS and then realizing part way through that the pictures for the "proof" needed to have the sign number AND a thumbs-up selfie together in the same picture. Even the signs got tricky because some signs actually had two DIFFERENT sides. We were quickly able to get a handle on things though and completed the puzzle in plenty of time to be included in the competition. It was competitive, challenging, and fun.

Fast forward to this year's "Crossroads" challenge and things have changed for me. I mean it's still a competition and a challenge but this time with all the hindsight from last year's run I found it all to be so much more fun. Entering the coordinates into the GPS and plotting the locations on a map to figure out the game plan of what markers could be grabbed together in a single outing and then trying to fit these trips in between family time, work, Chapter meetings, group rides, and yes, even the weather was a bit of a challenge. Then one morning as Miles, Lora, and I were searching out a marker near Salyersville, KY it became clear to me that the fruits of our labor were so worth it. It was a May morning around 7:30am, we were somewhere on highway 1224 and as we rounded a sharp left curve there it was in front of us...one of the most calming, picturesque scenes I've ever happened upon. It was as if everything had aligned perfectly. The air was cool and crisp with the sun shining down on the road through the trees and the lake off to our right was as smooth as glass with just the right amount of fog floating above it. The chimney on the cabin to our left was billowing smoke from the fireplace. Lora tried to capture it in a picture but that was impossible because it wasn't just what our eyes saw it was the way it made us feel. There was nothing but appreciation at that moment.

I'd like to give a huge shout-out to Donita for taking the time to put together the Crossroads Puzzle Challenge and greatly encourage everyone, to at least give it a try not necessarily for the challenge or competition but just for the immense FUN of it!!

## **District Membership Enhancement**



**Dave and Roxie  
Wilkinson**

District MEPC

We're writing this to tell you about our adventures in the State of Arkansas.

We needed to keep up to date with our levels program by taking a TRC class because ours would expire before the TRC at our Kentucky Blast. So we loaded our tricycle into our cargo trailer and hauled it about 550 miles to the Arkansas District rally in Harrison, AR. Because we're still KY District Couple of the Year our rally registration was compensated. The rally was held on Thursday, May 19th through Saturday, May 21st. It was held on a college campus and was a good rally site.

We went on a guided ride on Thursday morning and it was a really good one. (many twisty roads). Dave was driving so he couldn't see much of the beautiful scenery but Roxie could look and she did!

We had the classroom portion of the TRC on Thursday morning and the range portion on Friday and we both passed the course (of course). We attended the ticketed evening dinner on Friday and the level 4 breakfast on Saturday.

Dave won the Friday 50/50 drawing (\$200) and we won three door prize drawings and two game prizes. Dave played on a beanbag baseball team but didn't even get a hit. His team won anyway! We visited the vendor booths on Friday and Saturday and bought some treasures to bring home with us.

At the closing ceremony on Saturday we gave registration forms, with registration and luau dinner compensated, to the new Arkansas District Couple of the Year and to the AR District Directors and also to another person by a ticket drawing. While we had the microphone we did our best to encourage others to attend our 2022 Kentucky District Blast!

We were informed that there were 161 registered attendees from 15 states who rode or drove 41,000 miles to the Arkansas rally. We made tons of new friends and renewed some previous ones! ***It was almost as good as our Blast will be!*** The next Arkansas District rally will be held at the same location on May 18th through the 20th 2023.



## Chapter Visits:



**Saturday, May 21st** Chapter A rode East to visit Chapter C in



Lexington and got all the goodies!!! Chapter C had two new members that happened to be at Rooster's on their motorcycle and decided to attend C's meeting. They even bought a ticket for the Marble game. Little did they know that there was only one marble left in the bag and we all know which marble that was.....the WINNING marble!! What a great way to learn about GWRRA and their local Chapter!!





## Chapter Visits:

**Sunday, June 5<sup>th</sup>** Chapter rode South to visit Chapter S in Etown. It was a beautiful day following the 2022 Ky District Ride-In and we were still ready for more riding!! David and Phyllis of Chapter S got to take Smokey home!!!

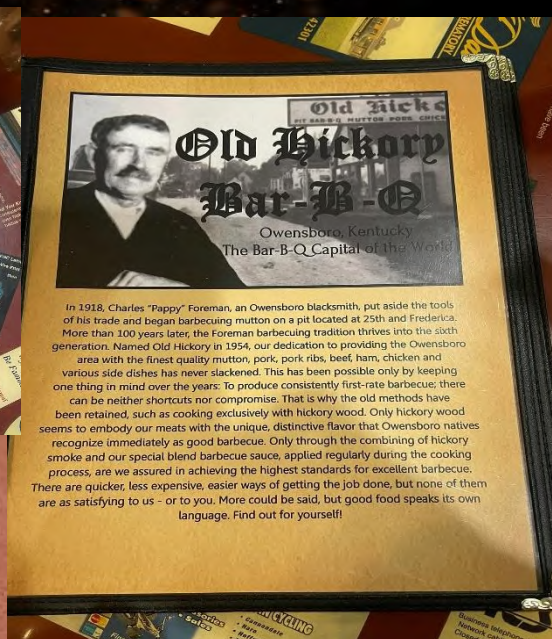




## Chapter A Past Rides:

Saturday May 28<sup>th</sup>

Well, Chapter A sure knows how to start off Memorial Day weekend right with a trip to Owensboro for some world-famous BBQ!!





## Kentucky District Ride-In 2022

Honestly, I don't even know where to start. There were so many great rides, lunch spots, and destinations that it's hard to even remember them all. From Breakfast rides to Mammy's and Pat's in Bardstown to the Kentucky Railway Museum, Perryville Battlefield, and the Louisville Mega Cavern, to the Salted Honey Café, Howie's, and the Abbey our District Ride Coordinator, **Don Price ROCKED IT OUT!!** The weekend was a whirlwind of beautiful curvy Kentucky backroads, great food, great friends, and great times!!! Kudos to the GWRRA Kentucky District and Chapter A who sure know how to put on an event!!!













# Games, games, and more games (and maybe a quick nap!)



## Winner Winner Chicken Dinner!!







## **From the Editor's desk Karen Risen**

Hi everyone! I hope you are all enjoying our Newsletter which wouldn't be possible without all of YOU so thank you for the great pictures and articles each month. If anyone wants to see something that's not in the Chapter A Newsletter, please let me know and we can take it into consideration. The newsletter is published to keep our

GWRRA members informed about events in your local Chapter and throughout the district.

**KY District Newsletter:** <http://www.gwrraky.com/newsletters-page/>

## **Chapter A Future Ride Schedule:**



**July 2-3<sup>rd</sup> Ride to Sikeston, MO** visiting Patti's 1880 Settlement, Grand Rivers, KY. Details are posted on the Kentucky District Facebook page. Hope to see you there!!



**September 9<sup>th</sup>-18th Annual Chapter Ride to Harrison, AR** details to follow and will be posted on Chapter A's Facebook page.

You can find more information for future rides on Chapter A's Facebook page and on the Kentucky District's Website: <http://www.gwrraky.com> or the Kentucky District's Facebook page: **GWRRA of Kentucky**

**Member's Page** and on the GWRRA National website: <http://www.gwra.org>.

## Kentucky District Events:



**Rick and Leah  
Cridlin**

Kentucky District  
Directors

## Kentucky Blast District Rally August 25<sup>th</sup>-27<sup>th</sup> 2022

The Kentucky Blast will be held this year at the Showroom in Danville, Ky. The theme is 'Hawaiiia Doin' in Kentucky " with a Luau Friday night and an Advanced Rider Course, Trike Course, and a Medic First Aid course all held on Sunday, August 28<sup>th</sup>. The ARC and TRC will be held from 8:45 am to 5pm. Please see the Kentucky District webpage for more information on Hotels and Registration for this event. Hope to see everyone there in August!!





**August 25-27, 2022**

The Showroom, 2405 Lebanon Rd, Danville, KY 40422

## ***Hawaii Doin' in Kentucky?***

Join the KY District on a **new date**, in a **new place**  
and some **new rides**!

A Luau -Vendors- Food Trucks – Games

Couple of the Year Selection-Wingo

Daily 50/30/20 - COY Social Hour

Master Rider Coffee Chat – Chapter Challenges

Bike Show - **Rider Courses** and **MFA Course**.

There is really something for EVERYONE!

### **Accommodations:**

**Hampton Inn (859)236-6200**

100 Montgomery Way, Danville, KY 40422

**King&Double Rooms \$109.00 per night + tax**

Mention Gold Wing Blast to get the discounted  
rate.

**Chimney Rock Campground (859) 936-0271**

Contact Leah for campsites (limited)

220 Chimney Rock Rd

Harrodsburg, KY 40330

**\$40.00 per night** (14 miles away)

### **Full Registration Fee Includes:**

Year Bar (Convention pin for first time attendees)

Bike Display/Peoples Choice

Bike Parade (Proper Riding Gear Required)

GWRRA University Courses

On Bike Games/Chapter Challenges

Light Up the Bikes Show

**Statistical Awards are based**

## **Registration Information**

Rider: \_\_\_\_\_

GWRRA# \_\_\_\_\_ Exp: \_\_\_\_\_

Co-Rider: \_\_\_\_\_

GWRRA# \_\_\_\_\_ Exp: \_\_\_\_\_

Address: \_\_\_\_\_

City/State/Zip: \_\_\_\_\_

Phone: \_\_\_\_\_

Email: \_\_\_\_\_

State/Chapter: \_\_\_\_\_

Miles to Rally: \_\_\_\_\_ One Up: \_\_\_\_\_ Two Up: \_\_\_\_\_

**\*\*\*\*\*Pre-Registration Ends on July 29, 2022\*\*\*\*\***

For PRE-REGISTRATION and STATISTICAL AWARDS, your  
registration MUST be postmarked by 7/29/2022.

GWRRA Member: \$25.00 x \_\_\_\_\_ Total: \$ \_\_\_\_\_

Non-Member: \$30.00 x \_\_\_\_\_ Total: \$ \_\_\_\_\_

Life Member: \$20.00 x \_\_\_\_\_ Total: \$ \_\_\_\_\_

Is this your First KY Rally? \_\_\_\_\_

Is this your first Rally of any kind? \_\_\_\_\_

**\*\*\*\*\* Registration after July 29, 2022\*\*\*\*\***

GWRRA Member: \$30.00 x \_\_\_\_\_ Total: \$ \_\_\_\_\_

Non-Member: \$35.00 x \_\_\_\_\_ Total: \$ \_\_\_\_\_

Life Member: \$25.00 x \_\_\_\_\_ Total: \$ \_\_\_\_\_

**Day Passes Sold on-site: \$15.00**

**T-Shirts will be available for pick-up at Rally**

# June 28-July 2, 2022, WingDing Shreveport, LA

June 28 – July 2, 2022 | Shreveport Convention Center, 400 Caddo St. Shreveport, LA 71101

Wing Ding is the ultimate Honda Gold Wing & Touring Bike convention! Hosted by GWRRA at different locations across the United States every year, the rides to Wing Ding as well as unique atmospheres are unforgettable. Come join us for a motorcycle convention unlike any other, where you can enjoy the company of friends with live entertainment in a beautiful location, learn more about motorcycle safety, discover all the latest products for your bike, and even test drive a new one.



**REGISTER TODAY**  
VISIT [43.WING-DING.ORG](https://43.wing-ding.org) OR CALL 800-843-9460

*Watch Chapter A Derby City Wing Rider's <https://chaptera.org> for weekly dinner, movie, and upcoming weekend rides!!*

## Chapter A Monthly Meet!!



2nd Saturday of the Month  
Roosters 10430 Shelbyville  
Rd Louisville, KY 40223  
11am Meeting begins at Noon.



*Chapter A has new business cards!! See Assistant Chapter Director, Tom White if you need any!!*



*Chapter A met Saturday June 11<sup>th</sup>. We had the traveling plaque so you can bet we had a full house, and we even took a ride after the meeting!! Chapters C, G, and S were in da house!!*

*Chapter S won the Traveling Plaque and Chapter G got to take Smokey home!!*





**Marble Game Winner:** *Janet Price* had the winning ticket for the Marble game but did not draw the winning marble. \$702.00 is up for grabs next month!!

**50/50 Winners:**

**1<sup>st</sup> Place Winner:**      \$40.00 *Ray Taylor (or was it, Angela?)*

**2<sup>nd</sup> Place Winner:**      \$30.00 *Jeff Sullivan (Chapter C)*



*(Thanks to all who played!)*

**Chapter A's Next Meeting Saturday, July 9<sup>th</sup>!**



**Birthdays:**

*Brent Casey    June 1*  
*Lora Miller    June 30*

*Brenda Snook July 6*  
*Butch Kuchenbrod July 14*

**Anniversaries:**



*Dean & Lora Miller    June 13*  
*Don & Janet Price    July 12*





## **District Rider Education Director** Rider Education Report

### Rider Education Report

When we ride in groups, especially if we have riders that are unknown to the group, and they do not know our group, we need to be communicating with each other while on the road. For this purpose, the CB radio is a great tool, but only one person at a time can convey information. However, common hand signals can be used by everyone at any time and can be a faster way to relay important information.



**Speed Up** Inexperienced groups will benefit most from this signal. Experienced groups rely more on body language. Use it to tell the rest of the group to match your pace by increasing their speed. Extend your arm and swing your palm in an upward direction to give the signal.



**Slow Down** This signal is useful because motorcycles generate intense engine-braking forces, which do not activate the rear-facing brake light. Extend your arm and swing your palm down toward the road to tell everyone in the group to slow down.



**Follow Me** Used to announce a new, often self-appointed group leader. Also used to segment a large group into a smaller group. Make the signal by extending your arm forward at the shoulder with your palm facing outward.



**You Lead/Come** AKA the "YOU! Follow me!" signal. It has 2 distinct parts. Start by pulling up alongside the rider you want to follow or lead. In one motion, point to their bike and then swing your arm forward. Repeat this motion until the other rider understands.



**Road Hazard** This is a "2 in 1" signal. The signal is different depending on whether the hazard is to the right or the left. If the hazard is on the left, point with your left arm. Point with your right foot if the hazard is on the right.



**Single File** An easy gesture. Extend your left index finger and bend your arm up to the sky. In other words, pretend the riders behind you are asking "How many?" and then indicate the answer by gesturing with your *left pointer finger*.



**Double File** Bend your left arm at the elbow and point to the sky with your index and middle fingers. Do not forget to include your index finger.



**Turn Signal On** To make a “blinking” gesture using your left hand, alternate between extending your fingers and making a fist. Use this signal to let another rider know he left his blinker on, allowing him to save face during the next comfort or refreshment stop.



**Pull Off** Indicate to the rest of the group to pull off of the highway, either immediately or at the next exit. The pull off signal is given when the reason for the stop is something other than a comfort or refreshment stop.



**Fuel** When riding with most groups, running out of gas will earn you a nickname you probably won't like. Communicate your need to refuel by pointing to your fuel tank using your left index finger.

Please be courteous to your fellow riders, and signal important points as necessary. Also, when another rider signals, be sure to pass it back for everyone else.

**Richard Artmayer**  
**KY District Educator**





## **Chapter A's Couple of the Year:**

Kent and I attended our first Advanced Rider Certification Class in Gallatin, Tennessee this past May and we cannot say enough about the experience from the classroom portion to the on-bike course!! We rode down with our fellow Chapter A member and Individual of the Year, Miles Justice.

We attended the ARC 2up Course while Miles attended the TRC course. Thanks to Tennessee District Educator, Roger Crowe for getting this all together, such nice folks in our neighboring state of Tennessee. Kent and I, both learned so much and have already implemented some of what we've learned from the course into real-life situations. We highly recommend attending this course if you get the chance and the KY District is offering it at the Blast this August so Don't miss it!!



## ***WIN THE GRILL!!***

***Support the KY District Couple of the Year Program,  
win a Blackstone 22" Portable Griddle  
just \$2.00 each ticket!!***

Drawing at the closing ceremony of the 2022 KY BLAST  
Need not be present to win

All Couples have been given a packet of tickets to sell  
More tickets are available from the District Directors

**C  
O  
Y**





# The Kentucky COY Mascot



## Smokey Report:

Chapter A got to take Smokey home again at Chapter C's meeting. Kent and Karen will get to visit with Smokey over Memorial Day Weekend and have him for the Kentucky District Ride-In. We love spending time with Smokey especially when he gets to ride with Chapter A!!! Smokey got to visit the capitol building in Frankfort, Ky, watch the Netflix Season 4 premiere of Stranger Things, ride to Owensboro for some BBQ, and then pay his respects to fallen soldiers because he understands what Memorial Day is all about!!





**Smokey helped Kent and Karen make a traveling Basket to auction off at the Ride-In that raised \$215 for Chapter A!!! He also got to visit the Perryville Battlefield and go out to lunch and even saw John and Mary and took a picture with both couples!!**



**David and Phyllis of Chapter S won Smokey at their meeting in Elizabethtown, Ky on June 5<sup>th</sup> and took him to Chapter Y's meeting in Mayfield, KY. Glen and May Cope of Chapter Y won Smokey by default and David and Phyllis are bringing Smokey back to Chapter A for Glen and May where he will once again be available.**



**Smokey is currently with John & Mary Eicher from Chapter G. They plan to make him available at the Chapter C gathering on 6/18/22. They meet at Roosters, 2640 Richmond Rd, Lexington, KY. They eat at 11:00am and meet at 12:00pm.**



## **Chapter A's Individual of the Year:**



### **Miles Finley Justice**

I must admit when I traveled North to Big Bone Lick State Park in June 2021, I had no idea what to expect from a "Ride In". Still relatively new to GWRRA, that was to be my first event beyond Chapter A meetings, so I was more than a little intimidated. Although I had a good time – meeting new people and enjoying some nice rides – I was still not quite clear on the purpose of the event. What a difference a year can make!

After attending the 2021 Blast, numerous Chapter Visitations, the Kentucky Ops Meeting, the GWRRA 101 Course, and the TN Spring Fling, I have a MUCH better idea of the reason for the various gatherings. Those experiences during the past year - along with some knowledgeable long-term members - taught me so much about GW. So, when I arrived in Bardstown last weekend for KY Ride In 2022, I knew what to expect - visiting with existing friends, making new ones, playing fun games, riding, and eating with some awesome people! Thanks to the extensive planning of Don Price, there were a variety of rides through some beautiful countryside to some interesting places. As usual with GW events, we had plenty of good food, including a BBQ dinner compliments of the KY District. The weekend would not have been possible without the hard work of the KY District Staff.

Needless to say, the event was a great success. I cannot express how grateful I am to have been introduced to GWRRA and specifically Chapter A in July 2020 by my best friend Dean Miller. These past 2 years have been some of the most enjoyable of my life thanks to GWRRA and the Friends I have made for Fun, Safety and Knowledge. Thanks to all of you for making GW such a wonderful organization. Hope to see you on the road soon!



### **Pins and Patches** **Miles Finley Justice**

Hey folks, I am happy to report that the long-awaited Chapter



A hanger bars have arrived, and the very first one went to Smokey! Due to the increase in manufacturing cost, these are being sold for \$3 each. For those members who are putting together their vests, the Chapter A bar should be the first bar on your Chapter Visitation pin. These will be available at Chapter A meetings. I will also keep a few in my trunk for when we ride or visit other chapters. As always, if anyone needs anything related to Pins & Patches, just let me know. Also, if anyone has questions about what items are available and typically displayed on a GWRRA vest, I have images of all of those and am happy to share them upon request. Hope to see you all on the road!



District Directors	Rick and Leah Cridlin	<a href="mailto:KYDistrictGWRRA@gmail.com">KYDistrictGWRRA@gmail.com</a>
Assistant District Directors	Dan and Rita Bondurant	
District Educator	Rick Artmayer	<a href="mailto:ky.de.educator@gmail.com">ky.de.educator@gmail.com</a>
District MEPC	Dave and Roxie Wilkinson	<a href="mailto:mepc@gwrraky.com">mepc@gwrraky.com</a>
2020 Couple of the Year	Dave and Roxie Wilkinson	<a href="mailto:coy@gwrraky.com">coy@gwrraky.com</a>
District Treasurer	Jerry and Luanne Williams	<a href="mailto:treasurer@gwrraky.com">treasurer@gwrraky.com</a>
District Ride Coordinators	Don and Janet Price	<a href="mailto:ride_coordinator@gwrraky.com">ride_coordinator@gwrraky.com</a>
District Vendor Coordinators	Ray and Kathy Conrad	<a href="mailto:rconrad@wkybb.net">rconrad@wkybb.net</a>
District Webmaster	Roger Early	<a href="mailto:webmaster@gwrraky.com">webmaster@gwrraky.com</a>
District Pins & Patches	John Keiter	.
District Newsletter	Donita Nardi	<a href="mailto:newsletter_editor@gwrraky.com">newsletter_editor@gwrraky.com</a>




## ***GARAGE TALK:***

Last month Karen, Miles and I attended the ARC/TRC courses in Gallatin TN. During discussion in the classroom portion of the ARC course our instructor Danny Baker mentioned an issue with the rear shock pre-load adjustment due to inadequate fluid added when assembled. I had always assumed the preload did very little to the rear suspension, as it turns out the issue Danny had mentioned impacted many Goldwings including ours.

Filling and bleeding the actuator is a fairly easy process, before attempting be sure to have come 5wt fork oil on hand. (It takes very little, I have extra if anyone needs some).

The removal of the actuator requires the removal of the seat, rear fender, and right saddle bag (I was able to loosen and move the saddlebag enough to complete the job without removing completely.



Be sure to have the preload set to Zero with the bike on the side stand before placing on the center stand and beginning the repair.

You do need to be sure to mark the banjo fitting on the hydraulic line before loosening the fitting, this will make reassembly easier.

After removing the banjo fitting use a small screwdriver to carefully push the actuator piston to the stop.



These steps provided on [gl1800riders.com](http://gl1800riders.com) help identify low fluid.



#### To Test the Actuator

- 1) Place the bike on the center stand.
- 2) Turn the ignition to accessory.
- 3) Lower the pre-set to "0".
- 4) Now raise the Pre-Set and listen for a sound pitch change from the Actuator. (Standing on the Right side of the bike, listening at the front of the saddlebag saddlebag). The actuator is right behind the black plastic piece with a hole in it that is attached to the side-cover.
- 5) When you hear the sound pitch change release the pre-set button and look at the Display to see where the Actuator starts to add fluid through the hose to the Shock Pre-Loader.

6) If your settings are anything above 0-1. Then there is air in the system and it needs to be properly refilled (See Directions below to properly re-fill the actuator)

Complete Steps available at the site below

<https://www.gl1800riders.com/threads/filling-the-rear-shock-preload-actuator.182220/>

Complete repair video by WestBird5 is available on Youtube

<https://www.youtube.com/watch?v=8M1htsUIbdY>

Still images included above from video by WestBird5

**Submitted by: Kent Risen, Assistant Ride Coordinator**





# VEHICLE VS MOTORCYCLE

## SAFETY FEATURES



Most of what comes standard on the best-selling vehicles in America is missing on motorcycles. That's why it's so important for all drivers to help keep motorcyclists out of crashes.


 **LOOK TWICE**  
for motorcycles

**Share the Road.**  
Texas Department of Transportation



**Chapter A Puzzle of the month**

Complete and bring a copy to the next Chapter meeting for an extra door prize ticket!







### Across

3. It was a great ride but sidecars were hard to find at this park in North Vernon. IN
4. The overnight ride to this KY town included a ferry boat ride
6. Did you take home a trinket or two from this country diner & store
7. This day after Christmas ride took us for some good eats to this Old Tavern in Bardstown, KY
13. This was a great location for our annual Christmas party
16. This was the location of #42
17. To find the Bread of Life Cafe you might say "give me.....or give me death"
18. This saloon might've had a bite to it
19. Unfortunately on this weekend trip to the "Niagara of the South" we weren't able to view this
20. Those who weren't able to participate in this ride to Madison, IN might've seen this anyway


### Down

1. The main focus of this fabulous 8 day trip could be a bit "starchy"
2. Zoe's in Mt Washington, KY served up this sweet treat
5. Fire Fresh bbq was on the menu for the ride to this KY town
8. We were lucky enough to be able to end the 2021 riding season with a ride to this KY town on December 31st to eat at 119 Main
9. Knowing your shoe size is a plus when visiting Ernie's Tavern to play this game
10. At this KY event I'd bet everyone had this experience
11. This delicious dish was served up at The German Cafe in French Lick, IN
12. What were the odds of catching a musical number at the Off Broadway Taproom located in this Indiana city?
14. This Ohio event would've been full of itsy, bitsy...well almost
15. To help jump start Chapter K we rode to Henderson, KY for this





## Kentucky District Crossword Puzzle Ride Challenge is Back!! Thanks to Donita Nardi for all her hard work so we can have FUN!!



### Across

- 6** N37\* 36.808' W86\* 30.45'  
9th line 2nd word
- 7** N37\* 53.563' W85\* 41.937'  
3rd line 2nd word (back)
- 9** N38\* 25.267' W84\* 51.938'  
5th line 5th word (#2265)
- 12** N38\* 30.934' W85\* 2.731'  
3rd line 2nd word
- 14** N37\* 26.946' W86\* 54.527'  
9th line 3rd word (#1829)
- 15** N37\* 10.064' W87\* 41.529'  
6th line 4th word
- 16** N37\* 18.901' W87\* 31.779'  
3rd line 2nd word

### Down

- 1** N37\* 59.024' W85 43.044'  
6th line 2nd word (#1296)
- 2** N37\* 2.79' W88\* 4.488'  
8th line 3rd word
- 3** N37\* 45.156' W83\* 4.049'  
1st line 5th word
- 4** N37\* 3.477' W88\* 6.784'  
7th line 5th word
- 5** N38\* 24.468' W85\* 22.821'  
7th line 3rd word
- 8** N37\* 59.059' W83\* 31.382'  
4th line 4th word
- 10** N38\* 23.400' W84\* 32.223'  
5th line 5th word (front)
- 11** N38\* 3.303' W83\* 56.313'  
9th line 1st word (back)
- 13** N37\* 55.122' W84\* 16.366'  
3rd line 3rd word (front)

\*= degrees



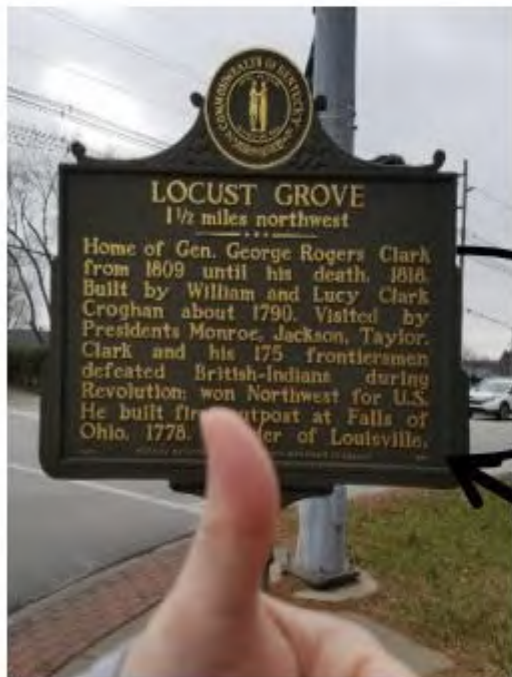
# 2022 Kentucky Crossroads Crossword

## District Ride Challenge

### Instructions

- Follow the coordinates to the destination.
- Locate the correct highway marker.
- Take a picture of your “thumbs up” in front of the sign.
- Use the text on the sign to locate the word for the puzzle. (please note that some signs have a front and back)
- Repeat the above until your puzzle is finished.
- Submit your puzzle to [newsletter\\_editor@gwrraky.com](mailto:newsletter_editor@gwrraky.com)
- If your puzzle is correct your name will be placed in a drawing at the Kentucky Blast.
- If your name is chosen, you will be required to submit your “thumbs-up” photo from a select puzzle number.
- Enjoy the ride!

### Sample



Coordinates are in DMS format

Help entering coordinates in Garmin:

<https://support.garmin.com/en-US/?faq=MqzJQ9sS8r7e111Ri6Zlw5>

Help entering coordinates into Imaps:

<https://www.iphonefaq.org/archives/971696>

Count lines down and words across

Marker number in lower right corner



## Ohio District

Road Captain, Running Mountains, Hills and Curves, Co-Rider,  
Distractive Driving and Team Riding

June 17, 2022

University U.10	GWRRR UNIVERSITY TRAINING EVENT
District Hosting the University Training Event	Ohio District
Event Start Date	6/17/2022
Event End Date	6/17/2022
Street Address	102 Fairground Road
Name of the Facility	Greene County Fairgrounds
City	Xenia
State/Province	Ohio
Postal/Zip Code	45385
Starting Time:	11:00 AM
Ending Time:	3:30 PM
Class Details	Road Captain, Running Mountains, Hill and Curves, Co-Rider, Distractive Driver, and Team Riding
Cost per	No Charge
Contact Person	Doug Kerst
Phone	1-614-638-6389
Email	<a href="mailto:2009ohiocoy@columbus.rr.com">2009ohiocoy@columbus.rr.com</a>
Please RSVP on or Before	6/17/2022
Additional Information	Classes are at Ohio District Rally. Registration is required to attend seminars. For more information go to <a href="http://www.ohiogwrra.org/buckleyrally/seminars">www.ohiogwrra.org/buckleyrally/seminars</a> subject to change without notice
Will lunch be provided	no
Reminder	REMINDER PLEASE BRING YOUR GWRRR MEMBERSHIP CARD TO THE EVENT- THANK YOU!!!

## JUN 2022

DATE/TIME	EVENT
06/11/2022 8:30 am - 5:00 pm	<a href="#">Alabama District ~ GWRRR 101</a> Lakepoint Resort State Park, Eufaula AL

## SEP 2022

DATE/TIME	EVENT
09/03/2022 8:00 am - 5:00 pm	<a href="#">Oklahoma District ~ITCP Instructor Training</a> Cattle Country Lodge, Stroud Oklahoma
09/04/2022 8:00 am - 5:00 pm	<a href="#">Colorado District ~ GWRRR 101</a> Cattle Country Lodge, Stroud Oklahoma





# NY District FUN Weekend at Best Western Sayre PA and Tioga Downs Resort and Casino Hosted by Chapter K

*Chapter K kindly requests your participation at the first ever  
New York District **FUN** weekend!*

**When: August 11th - 14th, 2022**

\$65.00 Per person Pre registration

\$75.00 if you register after July 11, 2022

Included with your registration:

- Thursday evening social hour with limited hot and cold appetizers
- Saturday night banquet with ice cream sundae bar
- Guided and unguided rides on Friday and Saturday to add to the FUN
- Two 50-50 raffles, one Thursday and one Saturday
- Tickets can be purchased to win one of many of baskets Saturday night
- Possible door prize(s)



Host is Best Western Grand Victorian Inn in Sayre, PA

Switching to the Best Western gives you more for your money  
and a savings of over \$300 per couple

Tioga Downs Casino is only 10 miles from host hotel

On Friday there will be a couple of group rides to Tioga Downs  
for those that want to try their luck in the casino and at the track.



Call (570) 888-7711 and mention GWRRA to get the special rate. The block rates will only be available until July 11th. Rooms start at \$86 + tax a night.



For information contact Richard Bullis (631) 457-0562 Email  
[myvalkyrieinterstate@gmail.com](mailto:myvalkyrieinterstate@gmail.com)



KY District Newsletter: <http://www.gwrraky.com/newsletters-page/>  
GWRRA's National Newsletter: <http://www.gwra.org/enewsletters.html>



**Lorrie M. Thomas**  
**Director of the University**



## **Plagiarizing Yourself Is OK!**

In researching an article, the recent one I wrote for Wing World, I came across interesting information about stress (like the last two years) and memory/learning. It emphasized the reason we do what we do. Since the Wing World I wrote for won't be out for several months, I thought it would be worth sharing. It might be a good submission for your own articles in the District Newsletters.

Note to Self, this is to remind me...

"With all this stress, social isolation and disruption, it's no wonder if you've been feeling the effects, even being more forgetful or absent-minded," said Jacqueline Stenson, NBS News contributor, a health and fitness journalist who has written for The Los Angeles Times, Reuters, Health, Self and Shape, among others.

"If we're under a lot of stress, sometimes it can very negatively impact retrieval of information," said Daniel Schacter, a professor of psychology and director of the Schacter Memory Lab at Harvard University.

Forgetting why I entered a room or not knowing where I left the motorcycle keys is bad enough, but have we lost the ability to retrieve information that can affect riding safely?

The past two years with COVID and the stress of variants still lingering, we probably have experienced that loss and should consider seriously how we can attempt to undo the damage. Being aware that we may not have all the information readily available, it is time to renew and refresh in the classroom, on the range, and while practicing in parking lots.

Rider and co-rider, Chapters and other groups that ride together will all benefit. Being as sharp as we can be while riding is more than the inconvenient long search for the keys, it can mean that we have a better chance to all return safely home.

Check in with your District Educators or University Coordinators to plan a training event. You may still forget why you entered the classroom, but once you do, you'll be better for it.





## Spotlight

I am, once again, shining the light on you! While preparing the Instructor Lists for this month, I got to change a lot of red fonts to black, meaning Members and Instructors/Trainers alike have been attending classes and updating their Levels, and Instructors are re-certifying by teaching.

District and Chapter Directors, along with the Instructors/Trainers who are vested in bringing one of the best GWRRA benefits to the Members are rock stars! This benefit helps make what we love to do less risky, enhances recruitment and retention, and is simply fun. Thank you all for your efforts.

## Need An Idea for Classes This Month?

Does your Chapter have a lot of folks riding two-up? Of course, we highly recommend the Co-Rider Seminar, but there is another that is helpful.

**102-06 View from the Rear** encourages good communication, sharing possible differences in preferred riding styles and other needs and wants of both rider and co-rider. It may assist them in forming wish lists of places to go and experiences to have.



...that Road Captain certification does not expire? A refresher never hurt anyone, but it is not required.

... if the U.3 (University class rosters, including 100 Series) are not entered in digitally, the University will not have a record of what you taught and who attended the class?

...that the University has a table at WING DING to promote the University? If you are going to WING DING, can you contact me and commit to an hour or so?

...we again have trifold available that enable Members to track what classes they took?

*Lorrie M. Thomas*

[lorriemthomas@aol.com](mailto:lorriemthomas@aol.com) or [universitydir@gwrra.org](mailto:universitydir@gwrra.org)

# Get on the Level

## **GWRRA Level System**

Basically there are four levels:

1. Safety by Commitment
2. Safety by Education
3. Safety by Preparedness
4. Safety by Enhanced Commitment and Preparedness

## **Gold Wing Road Riders Association**

Rider Education Levels Program

**"THE BUILDING BLOCKS OF RIDER EDUCATION"**

Each level requires that you are a member of the GWRRA and you have completed the previous level. The rider and co-rider requirements for each level are as follows:

### **Level 1: Safety By Commitment**

#### Rider and Co-Rider requirements:

- The expressed commitment of the Rider or Co-Rider to strive for and practice safe riding.

### **Level 2: Safety By Education**

#### Rider requirements:

- Have 5,000 safe miles.
- Have a current motorcycle license.
- Have completed an approved on-bike Rider course within the past three years.

#### Co-Rider requirements:

- Have 5,000 safe miles.
- Have completed an approved Two-Up Rider course or GWRRA Co-Rider seminar within the past three years.

### **Level 3: Safety By Preparedness**

#### Rider requirements:

- Completed a formal approved on-bike Rider Course within the past three years.
- Maintain current First Aid, CPR **or** MEDIC First Aid certifications.
- Carry a First Aid kit on the motorcycle.

#### Co-Rider requirements:

- Completed an approved Two-Up Rider course or GWRRA Co-Rider seminar within the past three years (a sanctioned PLP is not allowed to be used for this Level).
- Maintain current First Aid **or** CPR **or** MEDIC First Aid certifications.

### **Level 4: Safety By Commitment and Preparedness**

#### Rider requirements:

- Have been current in Level III for at least one full year.
- Have ridden a minimum of 25,000 safe miles.
- Be current in both First Aid **and** CPR certifications.
- Wear proper riding apparel at all times while riding.
  - *Proper riding apparel, a.k.a.: proper riding "gear" will include, at a minimum, a DOT (FMVSS 218)/Snell (M2010) / ECE 22.05 approved helmet (approved standard applicable to the local area), eye protection, long sleeved jacket/shirt (no "riding pull on/off sleeves"), long legged sturdy pants, full fingered gloves and over the ankle footwear. Some have coined the acronym ATGATT standing for All the Gear, All the Time.*

#### Co-Rider requirements:

- Have been current in Level III for at least one full year.
- Have ridden a minimum of 25,000 safe miles.
- Be current in both First Aid **and** CPR certifications.
- Wear proper riding apparel at all times while riding (see definition in the Rider section above).



## GWRRA VISION



Gold Wing Road Riders Association [GWRRA] is recognized as the world's largest single-marquee for safety, technical, educational and social organization for riders of touring motorcycles.

## GWRRA MISSION

Dedicated to our Motto; Friends for Fun, Safety and Knowledge, GWRRA Members enjoy the freedom of belonging to a not-for-profit, non-religious and non-political organization.

## GWRRA VALUES

- **Friends** - GWRRA Members are men and women from all walks of life with varied interests and backgrounds. We have Gold Wing and other touring motorcycle riders of all age groups. Some ride solo and many ride with small and large groups! New Members join GWRRA especially for the technical information we share; some of our Members join for the enjoyment of riding with friends and also meeting new friends. Find your future riding friends with your [Region Map](#).
- **Fun** - As a family organization, GWRRA has certain fun groups to include restaurant, picnic and campout runs. We also have GWRRA groups to include charities, parades, and small or large events across the country. GWRRA Members can participate in live or video seminars through [Rider Education Programs](#).
- **Safety** - We strive for improvement through GWRRA safety workshops. We will share technical expertise, news and tips about riding, maintenance and the best touring routes in the world. [Safety is for Life](#) on our GWRRA Rider Education Programs page.
- **Knowledge** - While generalization about a group of individuals as large as today's GWRRA is difficult, GWRRA Members are likely to be independent thinkers, fun-loving, generous, adventuresome, cooperative and unfazed by the natural challenges of riding in the rain, temperature extremes or highway uncertainties. Many Members have completed CPR and first aid training, making them the best-prepared motorcycle riders on the world's highways! Find " CPR and First Aid Training " on our GWRRA [Medic First Aid International® Programs](#).

## WHY BELONG TO GWRRA?

There are many benefits to becoming a GWRRA Member. As a Member you will enjoy camaraderie and fellowship while enjoying the comfort of belonging to the largest family of Gold Wing/F6B and other touring motorcycle owners. We like to share our pleasure in the freedom of riding motorcycles with others like ourselves. Our Members strive for improvement by attending GWRRA live, video and webinar safety workshops. We offer an emergency towing and roadside assistance program called [Rescue Plus](#). This is a benefit that ensures peace of mind, day or night. Among our 60,000 + skilled and dedicated Members can find the answer to almost any question regarding the Gold Wing! Your special Membership Card signifies your membership, along with many other benefits such as; discounts at touring motorcycle dealerships, designated hotels, campgrounds and travel agencies. As a Member, whenever you need help traveling, our [Gold Book Directory](#) connects you with your nearest friends, worldwide. Our *most important benefit* is sharing how to safely enjoy motorcycling in more ways than you thought possible. Belong to GWRRA!

## TEAM GWRRA

Jere & Sherry Goodman  
*Director of GWRRA*

Alessandro & Mariarosa  
Boveri, *Director Overseas*

## GWRRA National Contacts

Kevin Bramhoff  
*Director's Assistant*

Dan & Mary Costello  
*Director of Membership  
Enhancement*

James & Freida Clayson  
*Director of Motorist  
Awareness*

Randall & Janet Drake  
*Director of Finance*

Susan & George Huttman  
*Director of Rider Education*

John & Shawn Irons  
*Director's Assistant*

Frank & Sharon Jackson  
*Director's Assistant*

Bob & Nancy Shrader  
*Director's Assistant*

Lorrie Thomas  
*University Director*

Tom & Renee Wasluck  
*Director's Assistant*

Name	Position	Email
Jere and Sherry Goodman	Directors of GWRRA	JereGood@aol.com
Bob and Nan Shrader	Director's Assistant	floridadd@msn.com
Tom and Renee Wasluck	Director's Assistant	tom.renee11@gmail.com
John & Shawn Irons	Director's Assistant	ironsline3414@gmail.com
Frank & Sharon Jackson	Director's Assistant	frankj64155@yahoo.com
Lorrie Thomas and Dan Clark	Director of the University	lorriemthomas@aol.com
Dan and Mary Costello	Directors of Membership Enhancement	mep.director.gwrro@gmail.com
James & Freida Clayson	Directors of Motorist Awareness	james.clayson@gmail.com
Randall and Janet Drake	Director of Finance	financedirector@gwrro.org
Susan & George Huttman	Directors of Rider Ed	director-re@gwrro.org
Allesandro Boveri & Mariarosa Bruzzone	Directors Overseas	alboveri@gmail.com

A BIG  
thank  
you  


**Thanks to anyone and everyone  
who took the time to submit for the  
Newsletter!!**



## Area Chapter Meetings in the Bluegrass State:

### Chapter A

Louisville KY  
40223



2<sup>nd</sup> Saturday of the month @ Roosters, 10430 Shelbyville Rd.  
11:00am Lunch. Meeting begins at Noon.

[www.chaptera.org](http://www.chaptera.org)

### Chapter C

Lexington KY  
40509



3<sup>rd</sup> Saturday of the month @ Roosters, 2640 Richmond Rd.  
11:00am Lunch. Meeting begins at Noon.

[www.kybluegrasswings.org](http://www.kybluegrasswings.org)

### Chapter G

Florence KY  
41042



1<sup>st</sup> Tuesday of the month @ American Legion Post 4, 8385 US Hwy 42. 6:00pm Dinner. Meeting begins 7:00pm.

[www.chapterg.org](http://www.chapterg.org)

### Chapter H

Shelbyville KY  
40065



1<sup>st</sup> Friday of the month @ UK Extension Shelby County Office,  
1117 Frankfort Rd. Meeting begins 7pm, dinner follows.

### Chapter K

Henderson KY  
42420



3<sup>rd</sup> Sunday of the Month @ Golden Corral 1320 N Green St  
Lunch at Noon. Meeting begins 1:00pm. **CENTRAL TIME**

### Chapter S

Elizabethtown KY  
42701



Sunday July 10<sup>th</sup> this month @ Shoney's, 1046 Executive Dr  
4:00pm Dinner. Meeting begins 5:00pm.

### Chapter T

Paintsville KY  
41240



3<sup>rd</sup> Saturday of the month Giovanni's pizza 261 Court St  
Eat at 5pm. Meeting begins 6:00pm.

### Chapter Y

Mayfield KY  
42066



1<sup>st</sup> Thursday of the month @ Majestic Family Restaurant,  
700 S. 6<sup>th</sup> Street. 6:00pm dinner. Meeting begins 7:00pm

**CENTRAL TIME**

# Traveling Plaque

Chapter S has the Traveling Plaque. It will be available at their next gathering on 7/10/2022.

They are meeting on the second Sunday in July

They meet at Shoney's, 1046 Executive Drive, Elizabethtown, KY. They eat at 4:00pm

Check out our Webpage: [chaptera.org](http://chaptera.org)

chaptera.org

HOME

NEWSLETTERS

EVENTS

CALENDAR


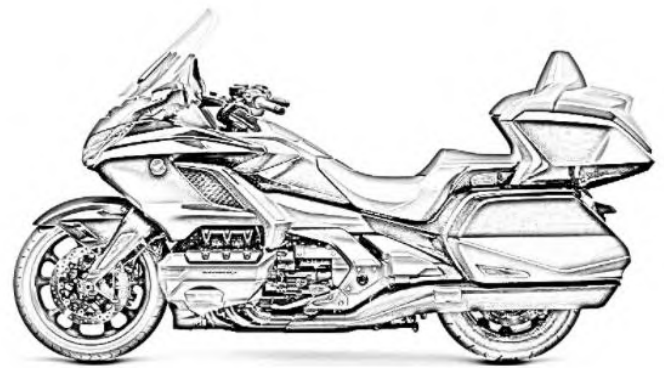

PHOTOS

FEED

FEEDBACK

FACEBOOK

FORUM



WE'RE ON THE WEB!

[GWRRAKY.COM](http://GWRRAKY.COM)

## Like Us

Please join/like the GWWRA of KY Member's Page on Facebook. Here you will get last minute information, news about upcoming events and chat with fellow KY members.

You will also learn about upcoming rides.