



**WING'D
RIDERS**


Derby City Road Riders

Louisville, Kentucky

Officers and Staff:

Chapter A **December 2024**

Chapter Directors: **Ray and Angela Taylor**
Assistant Chapter Directors: **Kent and Karen Risen**
Ride Coordinator\Webmaster: **Kent Risen**
Assistant Ride Coordinator: **Don Price**
Membership Enhancement Coordinator: **Miles Justice**
Treasurer: **Brenda Snook**
Newsletter Editor: **Karen Risen**
Patches\Shirt Coordinator: **Alice Shropa**
Acting Couple of the Year: **Dean and Lora Miller**
Individual of the Year: **Chanel Blue**



Director's Track

Ray and Angela Taylor



It sure doesn't seem possible that 2024 has come to an end and 2025 will be here in a few days. When I look back and remember all the good times that we had, it somehow seems a little sad that this year has come to an end. We will have our Chapter A Ops meeting on December 28th where we will start planning for 2025. The thought of that raises my spirits once again.

It will be hard for Kent to come up with rides that eclipses the rides that he came up with for 2024 especially our ride up north and through Canada. I know that Kent is always full of surprises, and I can't wait to see what he has in store for us in 2025. I know that Chapter A's members will also suggest several interesting rides as well.

See you all at the Ops meeting and I hope that we have a few good riding days

during the winter season. In the meantime, please keep warm and think positively for 2025.

Looking forward to seeing all of you soon.

Ray and Angela Taylor



Ride Coordinator Kent Risen

As winter approaches and temperatures begin to drop, it's essential to prepare your motorcycle for the cold months ahead. Proper winterization not only protects your bike but also ensures it's ready to ride when the warmer

weather returns. Here's a step-by-step guide to help you winterize your motorcycle effectively:

1. Clean Your Motorcycle

Before storing your bike, give it a thorough wash. Dirt, grime, and road salts can cause corrosion if left on the surface. Dry your motorcycle completely to prevent moisture-related damage. Applying a coat of wax can provide an extra layer of protection for the paint and metal parts.

2. Change the Oil and Filter

Old oil contains contaminants that can cause engine corrosion during storage. Replace the oil and filter to ensure your engine stays in top condition over the winter months. If your motorcycle will be stored for more than a few months, consider using a high-quality synthetic oil for added protection.

3. Add Fuel Stabilizer

Fill your tank with fresh fuel and add a fuel stabilizer to prevent the gas from breaking down and clogging the fuel system. Run the engine for a few minutes to circulate the stabilizer throughout the system.

4. Protect the Battery

Remove the battery from your motorcycle and store it in a cool, dry place. Use a smart battery charger or maintainer to keep it charged and prevent it from losing capacity over the winter.

5. Check and Maintain Tires

Inspect your tires for wear and proper inflation. To avoid flat spots during storage, consider using a motorcycle stand to lift the bike off the ground. If a stand isn't available, rotate the tires periodically to distribute the weight evenly.

6. Lubricate Moving Parts

Apply lubricant to the chain, cables, and pivot points to prevent rust and ensure smooth operation. Proper lubrication is especially important in cold, damp conditions.

7. Seal Openings

To keep out moisture, pests, and debris, seal any openings like the exhaust pipe with a plastic bag or cover. Use caution to ensure these covers are visible and easy to remove when you're ready to ride again.

8. Cover Your Motorcycle

Invest in a high-quality, breathable motorcycle cover. This will protect your bike from dust, moisture, and temperature fluctuations while allowing air circulation to prevent condensation.

9. Store in a Safe Location

Choose a dry, temperature-controlled space for storage, such as a garage or shed. If indoor storage isn't an option, consider renting a storage unit or using a motorcycle shelter designed for outdoor use.

10. Keep a Maintenance Checklist

Create a checklist of the winterization steps you've completed. This will make it easier to reverse the process when it's time to ride again.

Proper winterization protects your investment and saves you time and money in the long run. By taking these steps, you'll ensure your motorcycle is in excellent

condition when spring rolls around.

Happy riding—and see you on the road next season!

Kent Risen



Chapter A Membership Enhancement
Miles Justice

2024 Chapter Visits: **November 19th Chapter C**



Editor's desk

Karen Risen



Chapter A's Newsletter is here to serve the members and keep you informed.

I hope everyone has a joyous Holiday season and a Happy healthy new year. I can't wait to see what 2025 holds for Chapter A!!



2024 Chapter A Rides & Event Schedule:

Black Eye Pea Ride January 1st 2025- details coming soon!


Chapter A 2024 Holiday Party



All rides listed are tentative and subject to change to due to weather,

participation, or availability!! Please check with Chapter A or our facebook page for the most recent updates and ride information!!

You can find more up to date information for future rides on [Chapter A's Facebook page](#) or website: chaptera.org



Chapter A past rides:

Holiday Ride

Beneath the sky so crisp and bright,
I ride my Spyder through the night.
The Goldwing sparkles, holiday gold,
A shining steed through winter's cold.

My helmet snug, the wind's embrace,
I carve a path to a peaceful place.
Through snowy hills and twinkling lights,
The season glows with festive sights.

Each curve, a joy; each mile, a cheer,
A holiday ride to close the year.
With bells that chime and stars that guide,
The motorcycle leads my ride.

So here's to journeys, warm and true,
With holiday spirit shining through.
On wheels we find that love abides—
The joy of the season in every ride.



-----submitted by Kent Risen



**Rick and Leah
Cridlin**

Kentucky State
Directors

Kentucky State Events:



2025 Ky State Events:

Kentucky State Operations meeting

February 8th @ the Burlington, Ky Courthouse. Host hotel information is listed below:

Hampton Inn
755 Petersburg Rd
Hebron, KY 41048
859-689-1960

Room Rate is \$109 per night for King or Double Beds. Please mention KY Road Riders for group rate.



June 6th & 7th 2025

Kentucky Ride-In

*hosted by Chapter Y in
Mayfield, KY. Details
coming soon...*

Registration form & more info please visit: kyroadriders.org



**June 25-28th 2025 Wing'D
Rider Rally in South Dakota: Info
& Registration @ wingdrider.com**

Join us for Wing'd Rider Rally #3, Box Elder SD! June 25th – 28th, 2025 at the BOX Events Center. Trade Show Expo, Adventure Rides, JMCorp/Vendor Party Night, Rally Games, 50/50, Grand Prize Drawings at Closing Ceremonies & DRAWING FOR 2025 GOLD WING! (must be present to win). Host hotel Courtyard by Marriott with discount hotel block exclusively for members that have registered for the rally, so don't delay! Go to the WRWebsite at www.WINGDRIDER.com



**August 14-16th Kentucky Blast State Rally @
General Butler State Park**

The theme this year is “Riding, Rocking, and Rolling”. A block of rooms has been reserved at the General Butler State Park lodge. Ask for the “6977 Kentucky Road Riders Block” when making reservations 866-462-8853. The lodge rooms include 2 queen beds and a continental breakfast. The rate for August 13th and 14th is \$139.95 per night and the rate for August 15th and 16th is \$154.95 per night. Reservations must be made by July 13, 2025, to get these special rates. There are also cabins and camping available. **For more information, please check the Kentucky Road Riders webpage.**



**Rick and Kim
Artmayer**

State Educator

State Educator's Report

Here we are at the end of another year. This is when I like to look back on the last eleven months and review my achievements. This year Kim and I have finished our long running project to replace the various flooring materials on the first floor of our home with real oak flooring. Although it took a lot of planning and hard work, the results are very satisfying. It was a project that required the use of many skills I learned in high school shop class. And thinking more about that, I realize that many of the lessons I learned in shop class can translate to other aspects of life, like problem-solving, attention to detail, caring for your tools, the value of following instructions and understanding the importance of safety and responsibility when working with tools, the ability to adapt and improvise, and the satisfaction of a job well done.

Practical problem-solving:

In the shop, one learns how to troubleshoot issues to find solutions that arise during projects, like a piece of wood not fitting correctly. Out on the road, this same skillset will help you find solutions to a GPS “recalculation” or a mechanical issue with your ride.

Attention to detail:

In the shop, precise measurements and careful execution are crucial for a successful project. Out on the road, this means identifying any hazards like nails or potholes and maneuvering your bike to avoid them.

Caring for your tools:

In the shop, keeping tools sharpened and properly adjusted allows for safe working and consistent results, without having to force the tool through the material. On the road, a properly maintained vehicle allows for safe and consistent handling without having to worry about how the machine will perform in an emergency.

Following instructions and safety guidelines:

In the shop, adhering to safety guidelines and proper tool usage reinforces the importance of following directions and respecting rules. Out on the road, understanding the importance of prioritizing safety in the equipment you wear, the actions you take, and observing the traffic rules, will help to keep you alive.

Adaptability and improvisation:

In the shop, sometimes project designs require adjustments or creative

solutions when things do not go exactly as planned. Out on the road, you may need to change your route or alter the timing of your rest stops due to any number of unforeseen or unanticipated events like traffic delays and severe weather.

Satisfaction of a job well done:

In the shop, making something tangible from scratch, like a piece of furniture or a small structure, cultivates a sense of accomplishment and pride in one's work. Out on the road, navigating a challenging set of twisties or completing a many-hundred-mile, multi-turn day can yield those same feelings.

I hope this month you can make some time to look back on your year and admire the things you have accomplished.

*Richard Artmayer
KY State Educator*

Chapter A Monthly Meet!!



2nd Saturday of the Month Roosters
10430 Shelbyville Rd Louisville, KY
40223 *Eat at 11am Meet at Noon.*

Facebook page: *Derby City Road Riders Louisville Ky* and our website:
cha

Happy Birthday!



Birthdays:

Anniversaries:



Chapter A's Next Meeting will be January 11th! There will be NO MEETING IN DECEMBER!!



Chapter A's Individual of the Year:

Chanel Blue

Well, folks, I don't know about you, but I'm officially waving the white flag in surrender to this cold weather. Seriously, if winter were a person, I'd have to politely decline an invitation to hang out because it's just not my scene. I'm ready for spring to come

back like a long-lost friend who brings sunshine, flowers, and the sweet sound of motorcycle engines revving!

Let me break it down for you: reason one, I'm not a fan of the cold. Reason two,

surprise surprise, I still don't like the cold! And reason three? Well, I'd love to take my beloved Miss Ruby for a spin. I mean, she's just sitting there in the garage, probably giving me the side-eye every time I walk by. I imagine her thinking, "Really? You're going to just sit there and let me collect dust? I didn't sign up for this!"

Now, I've seen some brave souls out there riding their motorcycles in this frigid weather, and I must give them a round of applause. These people are like the winter warriors of the biking world! I can picture them all bundled up like the Michelin Man, riding through the snow like it's a summer breeze. But for me? The cold and I have an understanding: we're just not meant to be.

I've even taken to sitting on Miss Ruby in the garage, just to remind her that we'll be back on the open road soon—once the temperatures rise above "freezing your tail off" level. And let's not forget about my chapter family; the winter has put a serious damper on our get-togethers. I miss our camaraderie and the laughter that echoes through the air when we gather.

So, to all you winter enthusiasts out there, enjoy the frost while it lasts, but just know that I'm on my knees, praying, chanting, and maybe even doing a little dance for spring to hurry up and make its grand entrance. Bring on the sunshine, the warmth, and the glorious days of riding!

Until then, have a safe and happy holiday!!!



Get on the Level

Level System

Basically there are four levels:

1. Safety by Commitment
2. Safety by Education
3. Safety by Preparedness
4. Safety by Enhanced Commitment and Preparedness

Rider Education Levels Program

"THE BUILDING BLOCKS OF RIDER EDUCATION"

Level 1: Safety By Commitment

Rider and Co-Rider requirements:

- The expressed commitment of the Rider or Co-Rider to strive for and practice safe riding.

Level 2: Safety By Education

Rider requirements:

- Have 5,000 safe miles.
- Have a current motorcycle license.
- Have completed an approved on-bike Rider course within the past three years.

Co-Rider requirements:

- Have 5,000 safe miles.
- Have completed an approved Two-Up Rider course or GWRRA Co-Rider seminar within the past three years.

Level 3: Safety By Preparedness

Rider requirements:

- Completed a formal approved on-bike Rider Course within the past three years.
- Maintain current First Aid, CPR or MEDIC First Aid certifications.
- Carry a First Aid kit on the motorcycle.

Co-Rider requirements:

- Completed an approved Two-Up Rider course or GWRRA Co-Rider seminar within the past three years (a sanctioned PLP is not allowed to be used for this Level).
- Maintain current First Aid or CPR or MEDIC First Aid certifications.

Level 4: Safety By Commitment and Preparedness

Rider requirements:

- Have been current in Level III for at least one full year.
- Have ridden a minimum of 25,000 safe miles.
- Be current in both First Aid and CPR certifications.
- Wear proper riding apparel at all times while riding.
 - *Proper riding apparel, a.k.a.: proper riding "gear" will include, at a minimum, a DOT (FMVSS 218)/Snell (M2010) / ECE 22.05 approved helmet (approved standard applicable to the local area), eye protection, long sleeved jacket/shirt (no "riding pull on/off sleeves"), long legged sturdy pants, full fingered gloves and over the ankle footwear. Some have coined the acronym ATGATT standing for All the Gear, All the Time.*

Co-Rider requirements:

- Have been current in Level III for at least one full year.
- Have ridden a minimum of 25,000 safe miles.
- Be current in both First Aid and CPR certifications.
- Wear proper riding apparel at all times while riding (see definition in the Rider section above).










Team Kentucky

State Directors	Rick and Leah Cridlin	kyroadriderdirector@gmail.com
Assistant State Directors	Dan and Rita Bondurant	assistant_director@kyroadriders.org
State Educator	Rick Artmayer	ky.de.educator@gmail.com
University Coordinator	Rick Artmayer	trainer@kyroadriders.org
State MEPC	Dean, Lora, & Miles	mepc@kyroadriders.org
2024 Couple of the Year	Jim and Kay Bryan	coy@kyroadriders.org
2024 Individual of the Year	Ron Harper	ioy@kyroadriders.org
COY Coordinators	Dean, Lora & Miles	COY_Coordinator@kyroadriders.org
State Treasurer	Jerry and Luanne Williams	treasurer@kyroadriders.org
State Ride Coordinators	Bruce and Kathy Hensley	ride_coordinator@kyroadriders.org
State Vendor Coordinators	Ray and Kathy Conrad	rconrad@wkybb.net
State Webmaster	Roger Early	webmaster@kyroadriders.org
State Pins & Patches	John Keiter	pins_patches@kyroadriders.org
State Newsletter	Donita Nardi	newsletter_editor@kyroadriders.org



Area Chapter Meetings in the Bluegrass State:

	<p><u>Chapter A—Louisville</u></p>	<p>Meets the 2nd Saturday Roosters, 10430 Shelbyville Road #7 Louisville, KY 40065 Eat at 11:00 am—Meet at 12:00pm</p>
	<p><u>Chapter C—Lexington</u></p>	<p>Meets the 3rd Saturday Roosters, 2640 Richmond Rd. Lexington, KY 40509 Eat at 11:00am—Meet at 12:00pm</p>
	<p><u>Chapter G — Northern KY</u></p>	<p>Meets 2nd Tuesday American Legion Post 4 8385 US Hwy 42 Florence, KY 41042 6:00pm Bring your own dinner to eat and socialize—Meet at 7:00pm</p>
	<p><u>Chapter K—Henderson</u></p>	<p>Meets 1st Saturday Echo Lanes 1698 Second St. Henderson, KY 42420 Meet at 11:30am (CT)— Eat at 12:00pm (CT)</p>
	<p><u>Chapter S — Elizabethtown</u></p>	<p>Meets 1st or 2nd Sunday (check State Calendar) Shoney's 1046 Executive Dr. Elizabethtown, KY 42701 Eat at 4:00pm—Meet at 5:00pm</p>
	<p><u>Chapter T — Paintsville</u></p>	<p>Meets 3rd Saturday Giovanni's Pizza 261 Court St., Paintsville, KY Eat at 5:00pm—Meet at 6:00pm</p>
	<p><u>Chapter Y—Mayfield</u></p>	<p>Meets 1st Thursday Majestic Family Restaurant 700 S 6th St Mayfield, KY 42066 Eat at 6:00pm—Meet 7:00 (CT)</p>

Traveling Plaque

Chapter G has the traveling plaque, and this picture is not of them winning it recently, but I had to improvise because I don't have the most recent picture but that's not the important part! The important part is that the Traveling Plaque will be available at their next meeting on 1/14/2024. They meet at the American Legion Post 4, 8385 US Hwy 42 in Florence. They eat at 6pm (bring your own food) and meet at 7pm!



Traveling Plaque Rules can be found by clicking [here](#)

Check out our Webpage: chaptera.org

chaptera.org

HOME

NEWSLETTERS

EVENTS

CALENDAR

PHOTOS

FEED

FEEDBACK

FACEBOOK

FORUM

